


# TESLA INC. FUTURE (TSLG) - EUX/202410

2024/07/17 18:46:26

**Price**  
**251.1848** USD

**Difference**  **-2.13% (-5.47)**

**General attributes**

Symbol	TSLGV24
Exchange	Eurex
Currency	USD
Security type	Future
Underlying	TESLA INC.
Maturity	10-2024
Contract size	100

**Market data**

Bid (Bid size)	- USD (-)
Ask (Ask size)	- USD (-)
Open	251.1848 USD
High	251.1848 USD
Low	251.1848 USD
Close (prev. day)	256.655 USD
Underlying	TESLA INC.
Underlying price (date)	248.50 (24/07/17)
Settlement price (date)	251.18 (24/07/17)
Open Interest	0

**Performance and Risk**

	6m	1y	3y
Perf (%)	+11.81%	-	-
Perf (abs.)	+27.11	-	-
Beta	-	-	-
Volatility	54.19	-	-

**Futures and Options**

Related Futures	-
Related Options	-











Information about previous performance does not guarantee future performance.  
 Source: FactSet

**Price data**

Ø price 5 days   Ø volume 5 days (pcs.)	259.9072 USD (0)
Ø price 30 days   Ø volume 30 days (pcs.)	212.4598 USD (0)
Ø price 100 days   Ø volume 100 days (pcs.)	189.7462 USD (0)
Ø price 250 days   Ø volume 250 days (pcs.)	- USD (-)
YTD High   date	266.8339 USD (2024/07/10)
YTD Low   date	144.5978 USD (2024/04/22)
52 Weeks High   date	- USD (-)
52 Weeks Low   date	- USD (-)

**Recent Research**

on underlying		on sector		on market	
Date		Headline		Download	
2024/07/15		Aktienempfehlungen Global			
2024/07/12		Global Equity Ratings			
2024/06/21		Global Equity Ratings			
2024/06/21		Aktienempfehlungen Global			
2024/06/14		Global Equity Ratings		