

## SIEMENS AG FUTURE (SIEH) - EUX/202410

2024/05/20 19:01:09

Price  
**175.8908** EURDifference  0.29% (0.51)

## General attributes

Symbol	SIEHV24
Exchange	Eurex
Currency	EUR
Security type	Future
Underlying	SIEMENS AG
Maturity	10-2024
Contract size	100

## Market data

Bid (Bid size)	- EUR (-)
Ask (Ask size)	- EUR (-)
Open	175.8908 EUR
High	175.8908 EUR
Low	175.8908 EUR
Close (prev. day)	175.3839 EUR
Underlying	SIEMENS AG
Underlying price (date)	173.12 (24/05/20)
Settlement price (date)	175.89 (24/05/20)
Open Interest	0

## Performance and Risk

	6m	1y	3y
Perf (%)	+16.91%	-	-
Perf (abs.)	+25.36	-	-
Beta	-	-	-
Volatility	22.15	-	-

## Futures and Options

Related Futures	-
Related Options	-












Information about previous performance does not guarantee future performance.  
Source: FactSet

## Price data

Ø price 5 days   Ø volume 5 days (pcs.)	184.7057 EUR (0)
Ø price 30 days   Ø volume 30 days (pcs.)	180.4304 EUR (0)
Ø price 100 days   Ø volume 100 days (pcs.)	175.5093 EUR (0)
Ø price 250 days   Ø volume 250 days (pcs.)	- EUR (-)
YTD High   date	191.6126 EUR (2024/05/10)
YTD Low   date	159.6284 EUR (2024/01/17)
52 Weeks High   date	- EUR (-)
52 Weeks Low   date	- EUR (-)

## Recent Research

on underlying   on sector   on market			
Date		Headline	Download
2024/04/26		Global Equity Ratings	
2024/04/26		Aktienempfehlungen Global	
2024/04/03		Global Equity Ratings	
2024/04/03		Aktienempfehlungen Global	
2024/03/13		Global Equity Ratings	