

SIEMENS AG FUTURE (SIEH) - EUX/202410

2024/05/02 18:24:07

Price
178.3386 EUR

Difference  -0.42% (-0.75)

General attributes

Symbol	SIEHV24
Exchange	Eurex
Currency	EUR
Security type	Future
Underlying	SIEMENS AG
Maturity	10-2024
Contract size	100

Market data

Bid (Bid size)	- EUR (-)
Ask (Ask size)	- EUR (-)
Open	178.3386 EUR
High	178.3386 EUR
Low	178.3386 EUR
Close (prev. day)	179.0888 EUR
Underlying	SIEMENS AG
Underlying price (date)	178.22 (24/05/03)
Settlement price (date)	178.34 (24/05/02)
Open Interest	0

Performance and Risk

	6m	1y	3y
Perf (%)	+38.49%	-	-
Perf (abs.)	+49.57	-	-
Beta	-	-	-
Volatility	21.38	-	-

Futures and Options

Related Futures	-
Related Options	-











Information about previous performance does not guarantee future performance.
Source: FactSet

Price data

Ø price 5 days Ø volume 5 days (pcs.)	179.2467 EUR (0)
Ø price 30 days Ø volume 30 days (pcs.)	178.4199 EUR (0)
Ø price 100 days Ø volume 100 days (pcs.)	173.4904 EUR (0)
Ø price 250 days Ø volume 250 days (pcs.)	- EUR (-)
YTD High date	189.3194 EUR (2024/03/15)
YTD Low date	159.6284 EUR (2024/01/17)
52 Weeks High date	- EUR (-)
52 Weeks Low date	- EUR (-)

Recent Research

on underlying	on sector	on market	
Date		Headline	Download
2024/04/26		Global Equity Ratings	
2024/04/26		Aktienempfehlungen Global	
2024/04/03		Global Equity Ratings	
2024/04/03		Aktienempfehlungen Global	
2024/03/13		Global Equity Ratings	