

KERING S.A. FUTURE (PPXH) - EUX/202410

2024/06/12 18:36:32

Price
321.3646 EURDifference  -0.81% (-2.62)

General attributes

Symbol	PPXHV24
Exchange	Eurex
Currency	EUR
Security type	Future
Underlying	KERING S.A.
Maturity	10-2024
Contract size	100

Market data

Bid (Bid size)	- EUR (-)
Ask (Ask size)	- EUR (-)
Open	321.3646 EUR
High	321.3646 EUR
Low	321.3646 EUR
Close (prev. day)	323.9876 EUR
Underlying	KERING S.A.
Underlying price (date)	313.15 (24/06/13)
Settlement price (date)	321.36 (24/06/12)
Open Interest	0

Performance and Risk

	6m	1y	3y
Perf (%)	-21.93%	-	-
Perf (abs.)	-90.25	-	-
Beta	-	-	-
Volatility	32.97	-	-

Futures and Options

Related Futures	-
Related Options	-












5y

Information about previous performance does not guarantee future performance.
Source: FactSet

Price data

Ø price 5 days Ø volume 5 days (pcs.)	328.3276 EUR (0)
Ø price 30 days Ø volume 30 days (pcs.)	333.9338 EUR (0)
Ø price 100 days Ø volume 100 days (pcs.)	370.7780 EUR (0)
Ø price 250 days Ø volume 250 days (pcs.)	- EUR (-)
YTD High date	436.8438 EUR (2024/02/22)
YTD Low date	321.3646 EUR (2024/06/12)
52 Weeks High date	- EUR (-)
52 Weeks Low date	- EUR (-)

Recent Research

on underlying	on sector	on market	
Date		Headline	Download
2024/02/14		Global Equity Ratings	
2024/02/14		Aktienempfehlungen Global	
2024/01/23		Global Equity Ratings	
2024/01/23		Aktienempfehlungen Global	
2023/12/21		Global Equity Ratings	