

## KERING S.A. FUTURE (PPXH) - EUX/202410

2024/05/30 18:35:15

Price  
**325.3618** EUR

Difference  -0.91% (-2.98)

## General attributes

Symbol	PPXHV24
Exchange	Eurex
Currency	EUR
Security type	Future
Underlying	KERING S.A.
Maturity	10-2024
Contract size	100

## Market data

Bid (Bid size)	- EUR (-)
Ask (Ask size)	- EUR (-)
Open	325.3618 EUR
High	325.3618 EUR
Low	325.3618 EUR
Close (prev. day)	328.3425 EUR
Underlying	KERING S.A.
Underlying price (date)	320.60 (24/05/30)
Settlement price (date)	325.36 (24/05/30)
Open Interest	0

## Performance and Risk

	6m	1y	3y
Perf (%)	-16.36%	-	-
Perf (abs.)	-64.21	-	-
Beta	-	-	-
Volatility	33.19	-	-

## Futures and Options

Related Futures	-
Related Options	-












Information about previous performance does not guarantee future performance.  
 Source: FactSet

## Price data

Ø price 5 days   Ø volume 5 days (pcs.)	335.6445 EUR (0)
Ø price 30 days   Ø volume 30 days (pcs.)	336.7566 EUR (0)
Ø price 100 days   Ø volume 100 days (pcs.)	374.7558 EUR (0)
Ø price 250 days   Ø volume 250 days (pcs.)	- EUR (-)
YTD High   date	436.8438 EUR (2024/02/22)
YTD Low   date	323.9848 EUR (2024/04/24)
52 Weeks High   date	- EUR (-)
52 Weeks Low   date	- EUR (-)

## Recent Research

on underlying	on sector	on market	
Date		Headline	Download
2024/02/14		Global Equity Ratings	
2024/02/14		Aktienempfehlungen Global	
2024/01/23		Global Equity Ratings	
2024/01/23		Aktienempfehlungen Global	
2023/12/21		Global Equity Ratings	