

# NVIDIA CORP. FUTURE (NVDF) - EUX/202410

2024/06/10 18:33:00

**Price**  
124.6654 USD

**Difference**  -89.74% (-1,090.18)

### General attributes

Symbol	NVDFV24
Exchange	Eurex
Currency	USD
Security type	Future
Underlying	NVIDIA CORP.
Maturity	10-2024
Contract size	100

### Market data

Bid (Bid size)	- USD (-)
Ask (Ask size)	- USD (-)
Open	124.6654 USD
High	124.6654 USD
Low	124.6654 USD
Close (prev. day)	1,214.8414 USD
Underlying	NVIDIA CORP.
Underlying price (date)	121.4644 (24/06/10)
Settlement price (date)	124.67 (24/06/10)
Open Interest	0

### Performance and Risk

	6m	1y	3y
Perf (%)	+150.54%	-	-
Perf (abs.)	+729.95	-	-
Beta	-	-	-
Volatility	45.96	-	-

### Futures and Options

Related Futures	-
Related Options	-












Information about previous performance does not guarantee future performance.  
Source: FactSet

### Price data

Ø price 5 days   Ø volume 5 days (pcs.)	1,199.5655 USD (0)
Ø price 30 days   Ø volume 30 days (pcs.)	1,017.4535 USD (0)
Ø price 100 days   Ø volume 100 days (pcs.)	876.1724 USD (0)
Ø price 250 days   Ø volume 250 days (pcs.)	- USD (-)
YTD High   date	1,229.6521 USD (2024/06/06)
YTD Low   date	497.5976 USD (2024/01/03)
52 Weeks High   date	- USD (-)
52 Weeks Low   date	- USD (-)

### Recent Research

on underlying   on sector   on market			
Date		Headline	Download
2024/05/29		Global Equity Ratings	
2024/05/29		Aktienempfehlungen Global	
2024/04/26		Global Equity Ratings	
2024/04/26		Aktienempfehlungen Global	
2024/04/03		Global Equity Ratings	