

DWS GROUP GMBH & CO. KGAA FUTURE (DWSF) - EUX/202410

2024/07/26 18:35:09

Price
34.0542 EUR

Difference  2.29% (0.76)

General attributes

Symbol	DWSFV24
Exchange	Eurex
Currency	EUR
Security type	Future
Underlying	DWS GROUP GMBH & CO. KGAA
Maturity	10-2024
Contract size	100

Market data

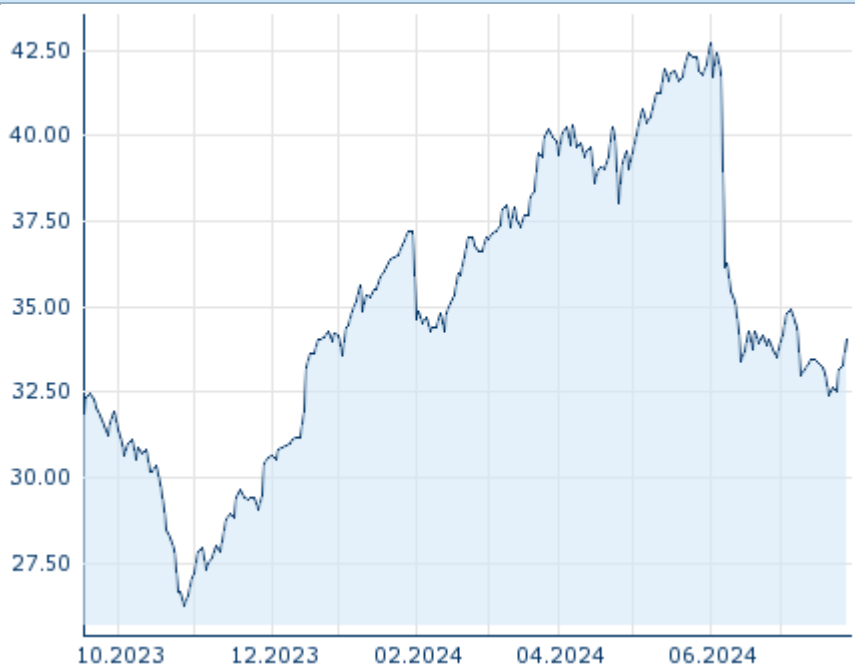
Bid (Bid size)	- EUR (-)
Ask (Ask size)	- EUR (-)
Open	34.0542 EUR
High	34.0542 EUR
Low	34.0542 EUR
Close (prev. day)	33.2908 EUR
Underlying	DWS GROUP GMBH & CO. KGAA
Underlying price (date)	33.74 (24/07/26)
Settlement price (date)	34.05 (24/07/26)
Open Interest	0

Performance and Risk

	6m	1y	3y
Perf (%)	-7.41%	-	-
Perf (abs.)	-2.72	-	-
Beta	-	-	-
Volatility	31.01	-	-

Futures and Options

Related Futures	-
Related Options	-












Information about previous performance does not guarantee future performance.
Source: FactSet

Price data

Ø price 5 days Ø volume 5 days (pcs.)	33.1369 EUR (0)
Ø price 30 days Ø volume 30 days (pcs.)	33.6804 EUR (0)
Ø price 100 days Ø volume 100 days (pcs.)	37.8378 EUR (0)
Ø price 250 days Ø volume 250 days (pcs.)	- EUR (-)
YTD High date	42.7143 EUR (2024/06/03)
YTD Low date	32.4037 EUR (2024/07/19)
52 Weeks High date	- EUR (-)
52 Weeks Low date	- EUR (-)

Recent Research

on sector		on market	
Date		Headline	Download
2024/07/24		Global Equity Ratings	
2024/07/24		Aktienempfehlungen Global	
2024/07/19		Equity Weekly	
2024/07/15		Aktienempfehlungen Global	
2024/07/12		Global Equity Ratings	