


INDUSTRIA DE DIS.TE. STO.TRA. FUTURE (1IXD) - EUX/202410

2024/05/10 18:49:59

Price
43.6112 EUR

Difference  0.27% (0.12)

General attributes

Symbol	1IXDV24
Exchange	Eurex
Currency	EUR
Security type	Future
Underlying	INDUSTRIA DE DISENO TEXTIL SA
Maturity	10-2024
Contract size	100

Market data

Bid (Bid size)	- EUR (-)
Ask (Ask size)	- EUR (-)
Open	43.6112 EUR
High	43.6112 EUR
Low	43.6112 EUR
Close (prev. day)	43.4942 EUR
Underlying	INDUSTRIA DE DISENO TEXTIL SA
Underlying price (date)	42.88 (24/05/10)
Settlement price (date)	43.61 (24/05/10)
Open Interest	0

Performance and Risk

	6m	1y	3y
Perf (%)	+22.34%	-	-
Perf (abs.)	+7.96	-	-
Beta	-	-	-
Volatility	21.30	-	-

Futures and Options

Related Futures	-
Related Options	-




















Information about previous performance does not guarantee future performance.
 Source: FactSet

Price data

Ø price 5 days Ø volume 5 days (pcs.)	43.7444 EUR (0)
Ø price 30 days Ø volume 30 days (pcs.)	45.1012 EUR (0)
Ø price 100 days Ø volume 100 days (pcs.)	42.6040 EUR (0)
Ø price 250 days Ø volume 250 days (pcs.)	- EUR (-)
YTD High date	47.7495 EUR (2024/03/28)
YTD Low date	38.8493 EUR (2024/01/05)
52 Weeks High date	- EUR (-)
52 Weeks Low date	- EUR (-)

Recent Research

on underlying				on sector				on market				
Date		Headline		Download		Headline		Download		Headline		Download
2024/04/26		Global Equity Ratings										
2024/04/26		Aktienempfehlungen Global										
2024/04/03		Global Equity Ratings										
2024/04/03		Aktienempfehlungen Global										
2024/03/13		Global Equity Ratings		