

TOTAL ENERG.SE STOCK TRACKING FUTURE (1TOT) - EUX/202410

2024/05/03 18:33:18

Price
67.7399 EUR

Difference  **-0.74% (-0.50)**

General attributes

Symbol	1TOTV24
Exchange	Eurex
Currency	EUR
Security type	Future
Underlying	TOTALENERGIES SE
Maturity	10-2024
Contract size	100

Market data

Bid (Bid size)	- EUR (-)
Ask (Ask size)	- EUR (-)
Open	67.7399 EUR
High	67.7399 EUR
Low	67.7399 EUR
Close (prev. day)	68.2431 EUR
Underlying	TOTALENERGIES SE
Underlying price (date)	66.36 (24/05/03)
Settlement price (date)	67.74 (24/05/03)
Open Interest	0

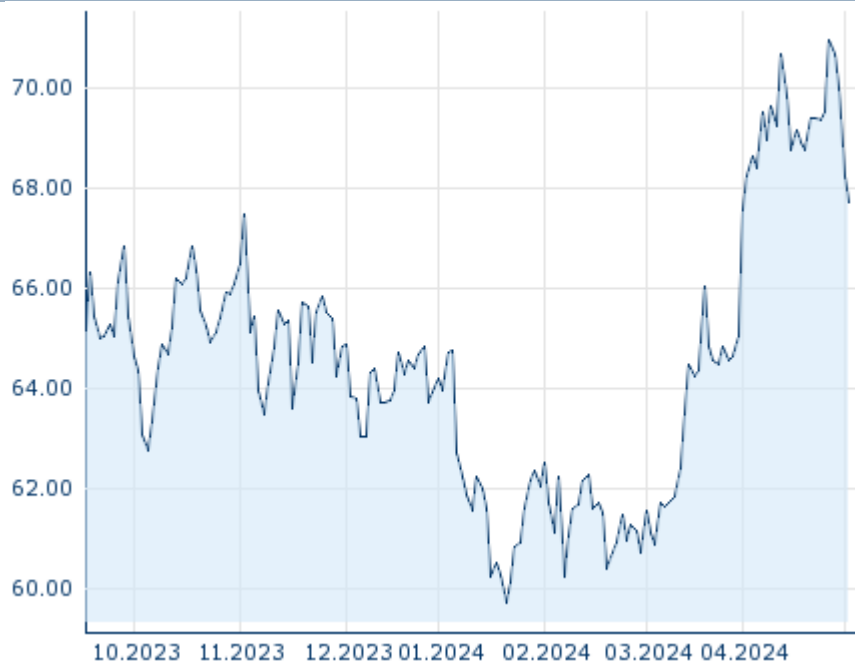
Performance and Risk

	6m	1y	3y
Perf (%)	+4.00%	-	-
Perf (abs.)	+2.60	-	-
Beta	-	-	-
Volatility	18.54	-	-

Futures and Options

Related Futures	-
Related Options	-

5y












Information about previous performance does not guarantee future performance.
Source: FactSet

Price data

Ø price 5 days Ø volume 5 days (pcs.)	69.5405 EUR (0)
Ø price 30 days Ø volume 30 days (pcs.)	68.1680 EUR (0)
Ø price 100 days Ø volume 100 days (pcs.)	64.1168 EUR (0)
Ø price 250 days Ø volume 250 days (pcs.)	- EUR (-)
YTD High date	70.9769 EUR (2024/04/26)
YTD Low date	59.7230 EUR (2024/01/22)
52 Weeks High date	- EUR (-)
52 Weeks Low date	- EUR (-)

Recent Research

on underlying	on sector	on market	
Date		Headline	Download
2024/04/26		Global Equity Ratings	
2024/04/26		Aktienempfehlungen Global	
2024/04/03		Global Equity Ratings	
2024/04/03		Aktienempfehlungen Global	
2024/03/13		Global Equity Ratings	