

SAP SE STOCK TRACKING FUTURE (1SAP) - EUX/202410

2024/05/29 18:58:12

Price
178.4519 EUR

Difference  **-0.79% (-1.43)**

General attributes

Symbol	1SAPV24
Exchange	Eurex
Currency	EUR
Security type	Future
Underlying	SAP SE
Maturity	10-2024
Contract size	100

Market data

Bid (Bid size)	- EUR (-)
Ask (Ask size)	- EUR (-)
Open	178.4519 EUR
High	178.4519 EUR
Low	178.4519 EUR
Close (prev. day)	179.8812 EUR
Underlying	SAP SE
Underlying price (date)	175.82 (24/05/29)
Settlement price (date)	178.45 (24/05/29)
Open Interest	0

Performance and Risk

	6m	1y	3y
Perf (%)	+19.04%	-	-
Perf (abs.)	+28.55	-	-
Beta	-	-	-
Volatility	22.29	-	-

Futures and Options

Related Futures	-
Related Options	-












Information about previous performance does not guarantee future performance.
Source: FactSet

Price data

Ø price 5 days Ø volume 5 days (pcs.)	181.7126 EUR (0)
Ø price 30 days Ø volume 30 days (pcs.)	177.7135 EUR (0)
Ø price 100 days Ø volume 100 days (pcs.)	172.9721 EUR (0)
Ø price 250 days Ø volume 250 days (pcs.)	- EUR (-)
YTD High date	186.9009 EUR (2024/03/26)
YTD Low date	140.9335 EUR (2024/01/04)
52 Weeks High date	- EUR (-)
52 Weeks Low date	- EUR (-)

Recent Research

on underlying	on sector	on market	
Date		Headline	Download
2024/05/29		Global Equity Ratings	
2024/05/29		Aktienempfehlungen Global	
2024/04/26		Global Equity Ratings	
2024/04/26		Aktienempfehlungen Global	
2024/04/03		Global Equity Ratings	