

# UBER TECHNOLOGIES INC. FUTURE (UBRF) - EUX/202410

2024/07/15 18:41:57

**Price**  
**73.0035** USD  
 Difference  -1.52% (-1.13)

**General attributes**

Symbol	UBRFV24
Exchange	Eurex
Currency	USD
Security type	Future
Underlying	UBER TECHNOLOGIES INC.
Maturity	10-2024
Contract size	100

**Market data**

Bid (Bid size)	- USD (-)
Ask (Ask size)	- USD (-)
Open	73.0035 USD
High	73.0035 USD
Low	73.0035 USD
Close (prev. day)	74.1335 USD
Underlying	UBER TECHNOLOGIES INC.
Underlying price (date)	74.76 (24/07/16)
Settlement price (date)	73.00 (24/07/15)
Open Interest	0

**Performance and Risk**

	6m	1y	3y
Perf (%)	+10.06%	-	-
Perf (abs.)	+6.67	-	-
Beta	-	-	-
Volatility	38.07	-	-

**Futures and Options**

Related Futures	-
Related Options	-

5y












Information about previous performance does not guarantee future performance.  
 Source: FactSet

**Price data**

Ø price 5 days   Ø volume 5 days (pcs.)	72.5826 USD (0)
Ø price 30 days   Ø volume 30 days (pcs.)	71.4352 USD (0)
Ø price 100 days   Ø volume 100 days (pcs.)	73.7820 USD (0)
Ø price 250 days   Ø volume 250 days (pcs.)	- USD (-)
YTD High   date	83.8118 USD (2024/03/04)
YTD Low   date	60.5419 USD (2024/01/05)
52 Weeks High   date	- USD (-)
52 Weeks Low   date	- USD (-)

**Recent Research**

on underlying	on sector	on market	
Date		Headline	Download
2024/07/15		Aktienempfehlungen Global	
2024/07/12		Global Equity Ratings	
2024/06/21		Global Equity Ratings	
2024/06/21		Aktienempfehlungen Global	
2024/06/14		Global Equity Ratings	