

# DEUTSCHE BANK AG FUTURE (DBKI) - EUX/202410

2024/07/26 18:35:07

**Price**  
**14.5523** EUR  
 Difference  -0.04% (-0.01)

**General attributes**

Symbol	DBKIV24
Exchange	Eurex
Currency	EUR
Security type	Future
Underlying	DEUTSCHE BANK AG
Maturity	10-2024
Contract size	100

**Market data**

Bid (Bid size)	- EUR (-)
Ask (Ask size)	- EUR (-)
Open	14.5523 EUR
High	14.5523 EUR
Low	14.5523 EUR
Close (prev. day)	14.5579 EUR
Underlying	DEUTSCHE BANK AG
Underlying price (date)	14.418 (24/07/26)
Settlement price (date)	14.55 (24/07/26)
Open Interest	0

**Performance and Risk**

	6m	1y	3y
Perf (%)	+20.84%	-	-
Perf (abs.)	+2.51	-	-
Beta	-	-	-
Volatility	32.59	-	-

**Futures and Options**

Related Futures	-
Related Options	-

5y












Information about previous performance does not guarantee future performance.  
 Source: FactSet

**Price data**

Ø price 5 days   Ø volume 5 days (pcs.)	15.0159 EUR (0)
Ø price 30 days   Ø volume 30 days (pcs.)	15.2457 EUR (0)
Ø price 100 days   Ø volume 100 days (pcs.)	15.0110 EUR (0)
Ø price 250 days   Ø volume 250 days (pcs.)	- EUR (-)
YTD High   date	16.6094 EUR (2024/04/25)
YTD Low   date	11.5482 EUR (2024/02/09)
52 Weeks High   date	- EUR (-)
52 Weeks Low   date	- EUR (-)

**Recent Research**

on underlying	on sector	on market	
Date		Headline	Download
2024/07/24		Global Equity Ratings	
2024/07/24		Aktienempfehlungen Global	
2024/07/15		Aktienempfehlungen Global	
2024/07/12		Global Equity Ratings	
2024/06/21		Global Equity Ratings	