

# GEBERIT AG FUTURE (GBRI) - EUX/202410

2024/09/16 18:46:45

Price  
**540.7418** CHF

Difference  -0.23% (-1.27)

### General attributes

Symbol	GBRIV24
Exchange	Eurex
Currency	CHF
Security type	Future
Underlying	GEBERIT AG
Maturity	10-2024
Contract size	100

### Market data

Bid (Bid size)	- CHF (-)
Ask (Ask size)	- CHF (-)
Open	540.7418 CHF
High	540.7418 CHF
Low	540.7418 CHF
Close (prev. day)	542.0078 CHF
Underlying	GEBERIT AG
Underlying price (date)	545.60 (24/09/17)
Settlement price (date)	540.74 (24/09/16)
Open Interest	0

### Performance and Risk

	6m	1y	3y
Perf (%)	+3.34%	-	-
Perf (abs.)	+17.49	-	-
Beta	-	-	-
Volatility	20.11	-	-

### Futures and Options

Related Futures	-
Related Options	-












Information about previous performance does not guarantee future performance.  
Source: FactSet

### Price data

Ø price 5 days   Ø volume 5 days (pcs.)	534.8009 CHF (0)
Ø price 30 days   Ø volume 30 days (pcs.)	530.2227 CHF (0)
Ø price 100 days   Ø volume 100 days (pcs.)	543.4051 CHF (0)
Ø price 250 days   Ø volume 250 days (pcs.)	511.3470 CHF (0)
YTD High   date	572.0249 CHF (2024/05/24)
YTD Low   date	481.5789 CHF (2024/01/18)
52 Weeks High   date	- CHF (-)
52 Weeks Low   date	- CHF (-)

### Recent Research

on underlying	on sector	on market	
Date		Headline	Download
2022/12/19		Global Equity Ratings	
2022/12/19		Aktienempfehlungen Global	
2022/11/28		Global Equity Ratings	
2022/11/28		Aktienempfehlungen Global	
2022/11/18		Global Equity Ratings	