

GEBERIT AG FUTURE (GBRI) - EUX/202410

2024/08/14 18:36:33

Price
529.266 CHF

Difference  0.99% (5.20)

General attributes

Symbol	GBRIV24
Exchange	Eurex
Currency	CHF
Security type	Future
Underlying	GEBERIT AG
Maturity	10-2024
Contract size	100

Market data

Bid (Bid size)	- CHF (-)
Ask (Ask size)	- CHF (-)
Open	529.266 CHF
High	529.266 CHF
Low	529.266 CHF
Close (prev. day)	524.0674 CHF
Underlying	GEBERIT AG
Underlying price (date)	506.00 (24/08/15)
Settlement price (date)	529.27 (24/08/14)
Open Interest	0

Performance and Risk

	6m	1y	3y
Perf (%)	+6.20%	-	-
Perf (abs.)	+30.88	-	-
Beta	-	-	-
Volatility	20.23	-	-

Futures and Options

Related Futures	-
Related Options	-












Information about previous performance does not guarantee future performance.
Source: FactSet

Price data

Ø price 5 days Ø volume 5 days (pcs.)	526.146 CHF (0)
Ø price 30 days Ø volume 30 days (pcs.)	545.763 CHF (0)
Ø price 100 days Ø volume 100 days (pcs.)	537.347 CHF (0)
Ø price 250 days Ø volume 250 days (pcs.)	- CHF (-)
YTD High date	572.025 CHF (2024/05/24)
YTD Low date	481.579 CHF (2024/01/18)
52 Weeks High date	- CHF (-)
52 Weeks Low date	- CHF (-)

Recent Research

on underlying	on sector	on market	
Date		Headline	Download
2022/12/19		Global Equity Ratings	
2022/12/19		Aktienempfehlungen Global	
2022/11/28		Global Equity Ratings	
2022/11/28		Aktienempfehlungen Global	
2022/11/18		Global Equity Ratings	