

GEBERIT AG FUTURE (GBRI) - EUX/202410

2024/05/16 18:30:42

Price
568.859 CHF

Difference  -0.11% (-0.62)

General attributes

Symbol	GBRIV24
Exchange	Eurex
Currency	CHF
Security type	Future
Underlying	GEBERIT AG
Maturity	10-2024
Contract size	100

Market data

Bid (Bid size)	- CHF (-)
Ask (Ask size)	- CHF (-)
Open	568.859 CHF
High	568.859 CHF
Low	568.859 CHF
Close (prev. day)	569.4794 CHF
Underlying	GEBERIT AG
Underlying price (date)	565.60 (24/05/16)
Settlement price (date)	568.86 (24/05/16)
Open Interest	0

Performance and Risk

	6m	1y	3y
Perf (%)	+21.71%	-	-
Perf (abs.)	+101.46	-	-
Beta	-	-	-
Volatility	22.32	-	-

Futures and Options

Related Futures	-
Related Options	-












Information about previous performance does not guarantee future performance.
Source: FactSet

Price data

Ø price 5 days Ø volume 5 days (pcs.)	560.753 CHF (0)
Ø price 30 days Ø volume 30 days (pcs.)	515.293 CHF (0)
Ø price 100 days Ø volume 100 days (pcs.)	511.941 CHF (0)
Ø price 250 days Ø volume 250 days (pcs.)	- CHF (-)
YTD High date	569.479 CHF (2024/05/15)
YTD Low date	481.579 CHF (2024/01/18)
52 Weeks High date	- CHF (-)
52 Weeks Low date	- CHF (-)

Recent Research

on underlying	on sector	on market	
Date		Headline	Download
2022/12/19		Global Equity Ratings	
2022/12/19		Aktienempfehlungen Global	
2022/11/28		Global Equity Ratings	
2022/11/28		Aktienempfehlungen Global	
2022/11/18		Global Equity Ratings	