

GEBERIT AG FUTURE (GBRI) - EUX/202410

2024/04/30 18:39:20

Price
496.7781 CHF

Difference  **-1.02% (-5.11)**

General attributes

| | |
|---------------|------------|
| Symbol | GBRIV24 |
| Exchange | Eurex |
| Currency | CHF |
| Security type | Future |
| Underlying | GEBERIT AG |
| Maturity | 10-2024 |
| Contract size | 100 |

Market data

| | |
|-------------------------|-------------------|
| Bid (Bid size) | - CHF (-) |
| Ask (Ask size) | - CHF (-) |
| Open | 496.7781 CHF |
| High | 496.7781 CHF |
| Low | 496.7781 CHF |
| Close (prev. day) | 501.8866 CHF |
| Underlying | GEBERIT AG |
| Underlying price (date) | 493.60 (24/04/30) |
| Settlement price (date) | 496.78 (24/04/30) |
| Open Interest | 0 |

Performance and Risk

| | 6m | 1y | 3y |
|-------------|---------|----|----|
| Perf (%) | +19.58% | - | - |
| Perf (abs.) | +81.33 | - | - |
| Beta | - | - | - |
| Volatility | 25.88 | - | - |

Futures and Options

| | |
|-----------------|---|
| Related Futures | - |
| Related Options | - |

5y













Information about previous performance does not guarantee future performance.
 Source: FactSet

Price data

| | |
|---|---------------------------|
| Ø price 5 days Ø volume 5 days (pcs.) | 495.3349 CHF (0) |
| Ø price 30 days Ø volume 30 days (pcs.) | 509.1419 CHF (0) |
| Ø price 100 days Ø volume 100 days (pcs.) | 509.3888 CHF (0) |
| Ø price 250 days Ø volume 250 days (pcs.) | - CHF (-) |
| YTD High date | 539.4662 CHF (2024/03/21) |
| YTD Low date | 481.5789 CHF (2024/01/18) |
| 52 Weeks High date | - CHF (-) |
| 52 Weeks Low date | - CHF (-) |

Recent Research

| on underlying | on sector | on market | |
|---------------|---|---------------------------|---|
| Date | | Headline | Download |
| 2022/12/19 |  | Global Equity Ratings |  |
| 2022/12/19 |  | Aktienempfehlungen Global |  |
| 2022/11/28 |  | Global Equity Ratings |  |
| 2022/11/28 |  | Aktienempfehlungen Global |  |
| 2022/11/18 |  | Global Equity Ratings |  |