

E.ON SE FUTURE (EOAI) - EUX/202410

2024/05/17 19:04:54

Price
12.9078 EUR

Difference  -2.18% (-0.29)

General attributes

Symbol	EOAIV24
Exchange	Eurex
Currency	EUR
Security type	Future
Underlying	E.ON SE
Maturity	10-2024
Contract size	100

Market data

Bid (Bid size)	- EUR (-)
Ask (Ask size)	- EUR (-)
Open	12.9078 EUR
High	12.9078 EUR
Low	12.9078 EUR
Close (prev. day)	13.1958 EUR
Underlying	E.ON SE
Underlying price (date)	12.70 (24/05/17)
Settlement price (date)	12.91 (24/05/17)
Open Interest	0

Performance and Risk

	6m	1y	3y
Perf (%)	+11.79%	-	-
Perf (abs.)	+1.36	-	-
Beta	-	-	-
Volatility	18.38	-	-

Futures and Options

Related Futures	-
Related Options	-

5y












Information about previous performance does not guarantee future performance.
Source: FactSet

Price data

Ø price 5 days Ø volume 5 days (pcs.)	12.9914 EUR (0)
Ø price 30 days Ø volume 30 days (pcs.)	12.4338 EUR (0)
Ø price 100 days Ø volume 100 days (pcs.)	12.2412 EUR (0)
Ø price 250 days Ø volume 250 days (pcs.)	- EUR (-)
YTD High date	13.1958 EUR (2024/05/16)
YTD Low date	11.5727 EUR (2024/02/27)
52 Weeks High date	- EUR (-)
52 Weeks Low date	- EUR (-)

Recent Research

on underlying	on sector	on market	
Date		Headline	Download
2022/12/19		Global Equity Ratings	
2022/12/19		Aktienempfehlungen Global	
2022/11/28		Global Equity Ratings	
2022/11/28		Aktienempfehlungen Global	
2022/11/18		Global Equity Ratings	