

# ROYAL BANK OF CANADA FUTURE (RYFF) - EUX/202410

2024/08/14 18:37:05

**Price**  
**111.1123** USD  
 Difference  1.02% (1.12)

**General attributes**

Symbol	RYFFV24
Exchange	Eurex
Currency	USD
Security type	Future
Underlying	ROYAL BANK OF CANADA
Maturity	10-2024
Contract size	100

**Market data**

Bid (Bid size)	- USD (-)
Ask (Ask size)	- USD (-)
Open	111.1123 USD
High	111.1123 USD
Low	111.1123 USD
Close (prev. day)	109.9881 USD
Underlying	ROYAL BANK OF CANADA
Underlying price (date)	151.49 (24/08/14)
Settlement price (date)	111.11 (24/08/14)
Open Interest	0

**Performance and Risk**

	6m	1y	3y
Perf (%)	+13.47%	-	-
Perf (abs.)	+13.19	-	-
Beta	-	-	-
Volatility	16.66	-	-

**Futures and Options**

Related Futures	-
Related Options	-

5y












Information about previous performance does not guarantee future performance.  
 Source: FactSet

**Price data**

Ø price 5 days   Ø volume 5 days (pcs.)	110.1059 USD (0)
Ø price 30 days   Ø volume 30 days (pcs.)	110.7081 USD (0)
Ø price 100 days   Ø volume 100 days (pcs.)	106.1126 USD (0)
Ø price 250 days   Ø volume 250 days (pcs.)	- USD (-)
YTD High   date	113.2636 USD (2024/07/31)
YTD Low   date	97.4534 USD (2024/04/17)
52 Weeks High   date	- USD (-)
52 Weeks Low   date	- USD (-)

**Recent Research**

on underlying		on sector	
Date		Headline	Download
2024/08/12		Global Equity Ratings	
2024/08/12		Aktienempfehlungen Global	
2024/07/24		Global Equity Ratings	
2024/07/24		Aktienempfehlungen Global	
2024/07/15		Aktienempfehlungen Global	