

# KESKO OY FUTURE (KEKG) - EUX/202410

2024/06/06 19:00:39

Price  
**16.046** EUR

Difference  1.08% (0.17)

### General attributes

Symbol	KEKGV24
Exchange	Eurex
Currency	EUR
Security type	Future
Underlying	KESKO OYJ CLASS B
Maturity	10-2024
Contract size	100

### Market data

Bid (Bid size)	- EUR (-)
Ask (Ask size)	- EUR (-)
Open	16.046 EUR
High	16.046 EUR
Low	16.046 EUR
Close (prev. day)	15.8747 EUR
Underlying	KESKO OYJ CLASS B
Underlying price (date)	16.23 (24/06/07)
Settlement price (date)	16.05 (24/06/06)
Open Interest	0

### Performance and Risk

	6m	1y	3y
Perf (%)	-7.32%	-	-
Perf (abs.)	-1.27	-	-
Beta	-	-	-
Volatility	23.56	-	-

### Futures and Options

Related Futures	-
Related Options	-












Information about previous performance does not guarantee future performance.  
Source: FactSet

### Price data

Ø price 5 days   Ø volume 5 days (pcs.)	16.241 EUR (0)
Ø price 30 days   Ø volume 30 days (pcs.)	16.325 EUR (0)
Ø price 100 days   Ø volume 100 days (pcs.)	16.829 EUR (0)
Ø price 250 days   Ø volume 250 days (pcs.)	- EUR (-)
YTD High   date	18.554 EUR (2024/01/30)
YTD Low   date	15.726 EUR (2024/04/25)
52 Weeks High   date	- EUR (-)
52 Weeks Low   date	- EUR (-)

### Recent Research

Date	on sector	on market	Headline	Download
2024/05/31			Equity Weekly	
2024/05/29			Global Equity Ratings	
2024/05/29			Aktienempfehlungen Global	
2024/04/26			Global Equity Ratings	
2024/04/26			Aktienempfehlungen Global	