

# ALLIANZ SE FUTURE (ALVG) - EUX/202410

2024/07/09 18:28:11

**Price**  
**262.8103** EUR

**Difference**  **-0.89% (-2.35)**

### General attributes

Symbol	ALVGV24
Exchange	Eurex
Currency	EUR
Security type	Future
Underlying	ALLIANZ SE
Maturity	10-2024
Contract size	100

### Market data

Bid (Bid size)	- EUR (-)
Ask (Ask size)	- EUR (-)
Open	262.8103 EUR
High	262.8103 EUR
Low	262.8103 EUR
Close (prev. day)	265.1651 EUR
Underlying	ALLIANZ SE
Underlying price (date)	262.20 (24/07/10)
Settlement price (date)	262.81 (24/07/09)
Open Interest	0

### Performance and Risk

	6m	1y	3y
Perf (%)	+9.13%	-	-
Perf (abs.)	+21.98	-	-
Beta	-	-	-
Volatility	15.98	-	-

### Futures and Options

Related Futures	-
Related Options	-

5y












Information about previous performance does not guarantee future performance.  
Source: FactSet

### Price data

Ø price 5 days   Ø volume 5 days (pcs.)	263.9340 EUR (0)
Ø price 30 days   Ø volume 30 days (pcs.)	264.1374 EUR (0)
Ø price 100 days   Ø volume 100 days (pcs.)	261.3590 EUR (0)
Ø price 250 days   Ø volume 250 days (pcs.)	- EUR (-)
YTD High   date	274.6980 EUR (2024/06/03)
YTD Low   date	236.7283 EUR (2024/01/11)
52 Weeks High   date	- EUR (-)
52 Weeks Low   date	- EUR (-)

### Recent Research

on underlying	on sector	on market	
Date		Headline	Download
2024/06/21		Global Equity Ratings	
2024/06/21		Aktienempfehlungen Global	
2024/06/14		Global Equity Ratings	
2024/06/14		Aktienempfehlungen Global	
2024/05/29		Global Equity Ratings	