

UBS AG FUTURE (UBSJ) - EUX/202410

2024/08/14 18:37:18

Price
26.5034 CHF
 Difference  5.29% (1.33)

General attributes

Symbol	UBSJV24
Exchange	Eurex
Currency	CHF
Security type	Future
Underlying	UBS GROUP
Maturity	10-2024
Contract size	100

Market data

Bid (Bid size)	- CHF (-)
Ask (Ask size)	- CHF (-)
Open	26.5034 CHF
High	26.5034 CHF
Low	26.5034 CHF
Close (prev. day)	25.1713 CHF
Underlying	UBS GROUP
Underlying price (date)	26.45 (24/08/14)
Settlement price (date)	26.50 (24/08/14)
Open Interest	0

Performance and Risk

	6m	1y	3y
Perf (%)	+10.48%	-	-
Perf (abs.)	+2.51	-	-
Beta	-	-	-
Volatility	27.88	-	-

Futures and Options

Related Futures	-
Related Options	-

5y












Information about previous performance does not guarantee future performance.
 Source: FactSet

Price data

Ø price 5 days Ø volume 5 days (pcs.)	25.2150 CHF (0)
Ø price 30 days Ø volume 30 days (pcs.)	26.5461 CHF (0)
Ø price 100 days Ø volume 100 days (pcs.)	26.8953 CHF (0)
Ø price 250 days Ø volume 250 days (pcs.)	- CHF (-)
YTD High date	28.6467 CHF (2024/05/31)
YTD Low date	23.6556 CHF (2024/02/07)
52 Weeks High date	- CHF (-)
52 Weeks Low date	- CHF (-)

Recent Research

on underlying	on sector	on market	
Date		Headline	Download
2024/08/12		Global Equity Ratings	
2024/08/12		Aktienempfehlungen Global	
2024/07/24		Global Equity Ratings	
2024/07/24		Aktienempfehlungen Global	
2024/07/15		Aktienempfehlungen Global	