

INFINEON TECHNOLOGIES AG FUTURE (IFXG) - EUX/202410

2024/07/11 19:04:17

Price
35.6875 EUR

Difference  -0.28% (-0.10)

General attributes

Symbol	IFXGV24
Exchange	Eurex
Currency	EUR
Security type	Future
Underlying	INFINEON TECHNOLOGIES AG
Maturity	10-2024
Contract size	100

Market data

Bid (Bid size)	- EUR (-)
Ask (Ask size)	- EUR (-)
Open	35.6875 EUR
High	35.6875 EUR
Low	35.6875 EUR
Close (prev. day)	35.7874 EUR
Underlying	INFINEON TECHNOLOGIES AG
Underlying price (date)	36.26 (24/07/12)
Settlement price (date)	35.69 (24/07/11)
Open Interest	0

Performance and Risk

	6m	1y	3y
Perf (%)	+2.00%	-	-
Perf (abs.)	+0.70	-	-
Beta	-	-	-
Volatility	38.71	-	-

Futures and Options

Related Futures	-
Related Options	-












Information about previous performance does not guarantee future performance.
Source: FactSet

Price data

Ø price 5 days Ø volume 5 days (pcs.)	35.8304 EUR (0)
Ø price 30 days Ø volume 30 days (pcs.)	36.2202 EUR (0)
Ø price 100 days Ø volume 100 days (pcs.)	34.9137 EUR (0)
Ø price 250 days Ø volume 250 days (pcs.)	- EUR (-)
YTD High date	39.0649 EUR (2024/06/12)
YTD Low date	30.3741 EUR (2024/04/23)
52 Weeks High date	- EUR (-)
52 Weeks Low date	- EUR (-)

Recent Research

on underlying on sector on market			
Date		Headline	Download
2024/07/12		Global Equity Ratings	
2024/07/12		Aktienempfehlungen Global	
2024/06/21		Global Equity Ratings	
2024/06/21		Aktienempfehlungen Global	
2024/06/14		Global Equity Ratings	