

EIFFAGE S.A. FUTURE (EF3G) - EUX/202410

2024/09/13 18:35:06

Price
92.3805 EUR
 Difference  -0.40% (-0.37)

General attributes

| | |
|---------------|--------------|
| Symbol | EF3GV24 |
| Exchange | Eurex |
| Currency | EUR |
| Security type | Future |
| Underlying | EIFFAGE S.A. |
| Maturity | 10-2024 |
| Contract size | 100 |

Market data

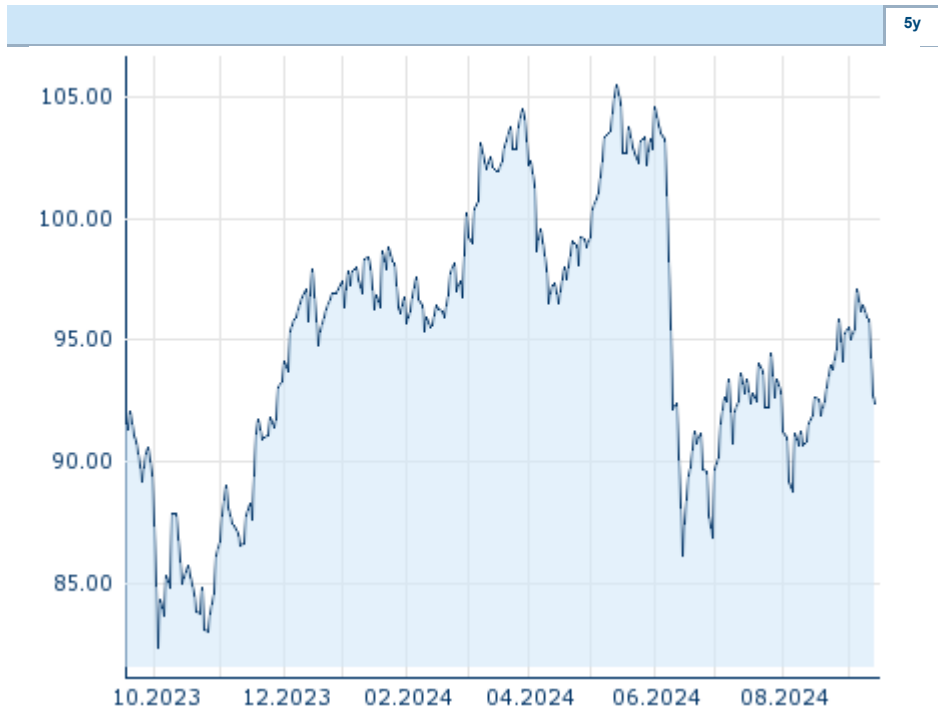
| | |
|-------------------------|------------------|
| Bid (Bid size) | - EUR (-) |
| Ask (Ask size) | - EUR (-) |
| Open | 92.3805 EUR |
| High | 92.3805 EUR |
| Low | 92.3805 EUR |
| Close (prev. day) | 92.7515 EUR |
| Underlying | EIFFAGE S.A. |
| Underlying price (date) | 92.04 (24/09/13) |
| Settlement price (date) | 92.38 (24/09/13) |
| Open Interest | 0 |

Performance and Risk

| | 6m | 1y | 3y |
|-------------|--------|----|----|
| Perf (%) | -9.58% | - | - |
| Perf (abs.) | -9.79 | - | - |
| Beta | - | - | - |
| Volatility | 21.50 | - | - |

Futures and Options

| | |
|-----------------|---|
| Related Futures | - |
| Related Options | - |






Information about previous performance does not guarantee future performance.
 Source: FactSet

Price data

| | |
|---|---------------------------|
| Ø price 5 days Ø volume 5 days (pcs.) | 94.6930 EUR (0) |
| Ø price 30 days Ø volume 30 days (pcs.) | 93.3041 EUR (0) |
| Ø price 100 days Ø volume 100 days (pcs.) | 95.3543 EUR (0) |
| Ø price 250 days Ø volume 250 days (pcs.) | 94.9435 EUR (0) |
| YTD High date | 105.5209 EUR (2024/05/15) |
| YTD Low date | 86.1621 EUR (2024/06/14) |
| 52 Weeks High date | - EUR (-) |
| 52 Weeks Low date | - EUR (-) |

Recent Research

| on sector | | on market | |
|------------|---|-------------------------------|---|
| Date | | Headline | Download |
| 2024/09/11 |  | Global Equity Ratings |  |
| 2024/09/11 |  | Aktienempfehlungen Global |  |
| 2024/09/09 |  | Aktienempfehlungen Österreich |  |
| 2024/09/06 |  | Equity Weekly |  |
| 2024/09/05 |  | Global Equity Ratings |  |