

AMADEUS IT GROUP S.A. FUTURE (AI3F) - EUX/202410

2024/07/16 18:49:49

Price
63.6567 EUR

Difference  -0.14% (-0.09)

General attributes

Symbol	AI3FV24
Exchange	Eurex
Currency	EUR
Security type	Future
Underlying	AMADEUS IT GROUP SA
Maturity	10-2024
Contract size	100

Market data

Bid (Bid size)	- EUR (-)
Ask (Ask size)	- EUR (-)
Open	63.6567 EUR
High	63.6567 EUR
Low	63.6567 EUR
Close (prev. day)	63.7445 EUR
Underlying	AMADEUS IT GROUP SA
Underlying price (date)	63.00 (24/07/16)
Settlement price (date)	63.66 (24/07/16)
Open Interest	0

Performance and Risk

	6m	1y	3y
Perf (%)	-1.66%	-	-
Perf (abs.)	-1.08	-	-
Beta	-	-	-
Volatility	23.82	-	-

Futures and Options

Related Futures	-
Related Options	-

5y












Information about previous performance does not guarantee future performance.
Source: FactSet

Price data

Ø price 5 days Ø volume 5 days (pcs.)	63.0982 EUR (0)
Ø price 30 days Ø volume 30 days (pcs.)	64.4786 EUR (0)
Ø price 100 days Ø volume 100 days (pcs.)	61.6828 EUR (0)
Ø price 250 days Ø volume 250 days (pcs.)	- EUR (-)
YTD High date	68.4944 EUR (2024/06/05)
YTD Low date	55.1253 EUR (2024/02/29)
52 Weeks High date	- EUR (-)
52 Weeks Low date	- EUR (-)

Recent Research

on underlying	on sector	on market	
Date		Headline	Download
2023/10/27		Global Equity Ratings	
2023/10/27		Aktienempfehlungen Global	
2023/09/29		Global Equity Ratings	
2023/09/29		Aktienempfehlungen Global	
2023/09/08		Global Equity Ratings	