

FRESENIUS SE & CO. KGAA FUTURE (FREH) - EUX/202410

2024/05/06 18:29:42

Price
28.3567 EUR

Difference  -0.32% (-0.09)

General attributes

Symbol	FREHV24
Exchange	Eurex
Currency	EUR
Security type	Future
Underlying	FRESENIUS SE & CO. KGAA
Maturity	10-2024
Contract size	100

Market data

Bid (Bid size)	- EUR (-)
Ask (Ask size)	- EUR (-)
Open	28.3567 EUR
High	28.3567 EUR
Low	28.3567 EUR
Close (prev. day)	28.4489 EUR
Underlying	FRESENIUS SE & CO. KGAA
Underlying price (date)	27.86 (24/05/07)
Settlement price (date)	28.36 (24/05/06)
Open Interest	0

Performance and Risk

	6m	1y	3y
Perf (%)	+8.86%	-	-
Perf (abs.)	+2.31	-	-
Beta	-	-	-
Volatility	22.94	-	-

Futures and Options

Related Futures	-
Related Options	-

5y












Information about previous performance does not guarantee future performance.
Source: FactSet

Price data

Ø price 5 days Ø volume 5 days (pcs.)	28.3882 EUR (0)
Ø price 30 days Ø volume 30 days (pcs.)	26.6402 EUR (0)
Ø price 100 days Ø volume 100 days (pcs.)	27.1797 EUR (0)
Ø price 250 days Ø volume 250 days (pcs.)	- EUR (-)
YTD High date	29.9620 EUR (2024/01/04)
YTD Low date	25.0859 EUR (2024/03/25)
52 Weeks High date	- EUR (-)
52 Weeks Low date	- EUR (-)

Recent Research

on underlying	on sector	on market	
Date		Headline	Download
2022/05/04		Global Equity Ratings	
2022/05/04		Aktienempfehlungen Global	
2022/04/27		Global Equity Ratings	
2022/04/27		Aktienempfehlungen Global	
2022/04/14		Global Equity Ratings	