


# ALIBABA GROUP HOLDING LTD. FUTURE (BABF) - EUX/202410

2024/08/14 18:36:08

**Price**  
80.5466 USD

**Difference**  -1.40% (-1.14)

---

**General attributes**

Symbol: BABFV24  
Exchange: Eurex  
Currency: USD  
Security type: Future  
Underlying: ALIBABA GROUP HOLDING LTD. SP. ADR  
Maturity: 10-2024  
Contract size: 100

---

**Market data**

Bid (Bid size): - USD (-)  
Ask (Ask size): - USD (-)  
Open: 80.5466 USD  
High: 80.5466 USD  
Low: 80.5466 USD  
Close (prev. day): 81.6914 USD  
Underlying: ALIBABA GROUP HOLDING LTD. SP. ADR  
Underlying price (date): 79.47 (24/08/14)  
Settlement price (date): 80.55 (24/08/14)  
Open Interest: 0



Information about previous performance does not guarantee future performance.  
Source: FactSet

**Performance and Risk**

	6m	1y	3y
Perf (%)	+6.53%	-	-
Perf (abs.)	+4.94	-	-
Beta	-	-	-
Volatility	32.58	-	-

---










**Futures and Options**

Related Futures: -  
Related Options: -

**Price data**

Ø price 5 days   Ø volume 5 days (pcs.)	81.1540 USD (0)
Ø price 30 days   Ø volume 30 days (pcs.)	78.4573 USD (0)
Ø price 100 days   Ø volume 100 days (pcs.)	77.9355 USD (0)
Ø price 250 days   Ø volume 250 days (pcs.)	- USD (-)
YTD High   date	89.4004 USD (2024/05/17)
YTD Low   date	70.2497 USD (2024/01/19)
52 Weeks High   date	- USD (-)
52 Weeks Low   date	- USD (-)

**Recent Research**

on underlying		on sector	
Date		Headline	Download
2024/08/12		Global Equity Ratings	
2024/08/12		Aktienempfehlungen Global	
2024/07/24		Global Equity Ratings	
2024/07/24		Aktienempfehlungen Global	
2024/07/15		Aktienempfehlungen Global	