


ALIBABA GROUP HOLDING LTD. FUTURE (BABF) - EUX/202410

2024/07/16 18:49:55

Price
79.0959 USD

Difference  -0.77% (-0.61)

General attributes

Symbol: BABFV24
Exchange: Eurex
Currency: USD
Security type: Future
Underlying: ALIBABA GROUP HOLDING LTD. SP. ADR
Maturity: 10-2024
Contract size: 100

Market data

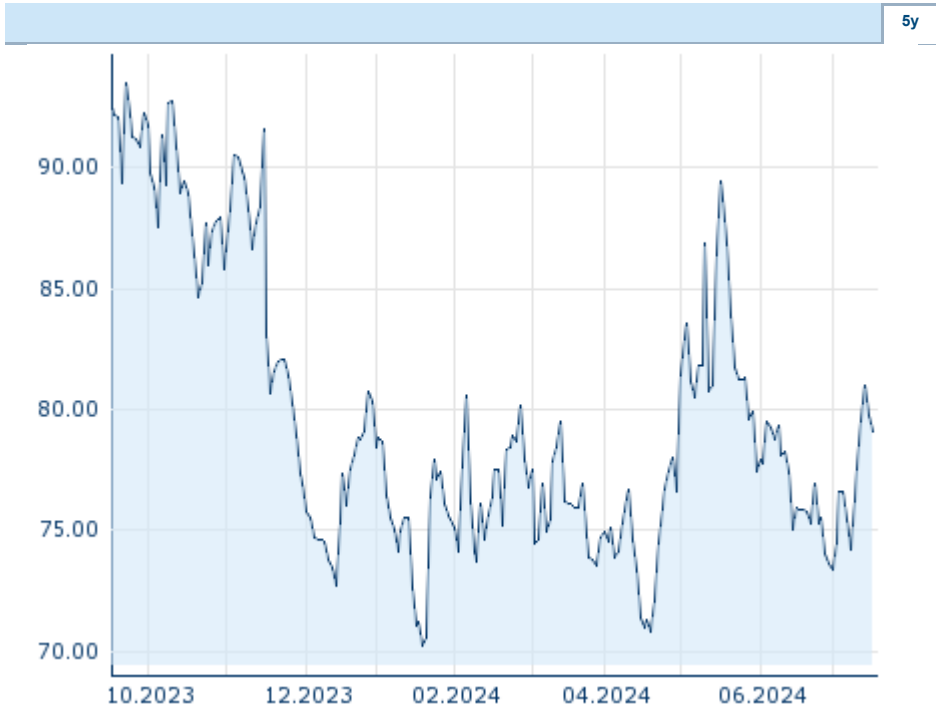
Bid (Bid size): - USD (-)
Ask (Ask size): - USD (-)
Open: 79.0959 USD
High: 79.0959 USD
Low: 79.0959 USD
Close (prev. day): 79.7108 USD
Underlying: ALIBABA GROUP HOLDING LTD. SP. ADR
Underlying price (date): 78.38 (24/07/16)
Settlement price (date): 79.10 (24/07/16)
Open Interest: 0

Performance and Risk

	6m	1y	3y
Perf (%)	+5.55%	-	-
Perf (abs.)	+4.19	-	-
Beta	-	-	-
Volatility	36.44	-	-

Futures and Options

Related Futures: -
Related Options: -












Information about previous performance does not guarantee future performance.
Source: FactSet

Price data

Ø price 5 days Ø volume 5 days (pcs.)	78.7790 USD (0)
Ø price 30 days Ø volume 30 days (pcs.)	76.7405 USD (0)
Ø price 100 days Ø volume 100 days (pcs.)	77.5278 USD (0)
Ø price 250 days Ø volume 250 days (pcs.)	- USD (-)
YTD High date	89.4004 USD (2024/05/17)
YTD Low date	70.2497 USD (2024/01/19)
52 Weeks High date	- USD (-)
52 Weeks Low date	- USD (-)

Recent Research

on underlying		on sector	
Date		Headline	Download
2024/07/15		Aktienempfehlungen Global	
2024/07/12		Global Equity Ratings	
2024/06/21		Global Equity Ratings	
2024/06/21		Aktienempfehlungen Global	
2024/06/14		Global Equity Ratings	