

ALIBABA GROUP HOLDING LTD. FUTURE (BABF) - EUX/202410

2024/07/16 18:49:55

Price
79.0959 USD

Difference  -0.77% (-0.61)

General attributes

Symbol	BABFV24
Exchange	Eurex
Currency	USD
Security type	Future
Underlying	ALIBABA GROUP HOLDING LTD. SP. ADR
Maturity	10-2024
Contract size	100

Market data

Bid (Bid size)	- USD (-)
Ask (Ask size)	- USD (-)
Open	79.0959 USD
High	79.0959 USD
Low	79.0959 USD
Close (prev. day)	79.7108 USD
Underlying	ALIBABA GROUP HOLDING LTD. SP. ADR
Underlying price (date)	78.26 (24/07/16)
Settlement price (date)	79.10 (24/07/16)
Open Interest	0

Performance and Risk

	6m	1y	3y
Perf (%)	+5.55%	-	-
Perf (abs.)	+4.19	-	-
Beta	-	-	-
Volatility	36.44	-	-

Futures and Options

Related Futures	-
Related Options	-












Information about previous performance does not guarantee future performance.
Source: FactSet

Price data

Ø price 5 days Ø volume 5 days (pcs.)	78.7790 USD (0)
Ø price 30 days Ø volume 30 days (pcs.)	76.7405 USD (0)
Ø price 100 days Ø volume 100 days (pcs.)	77.5278 USD (0)
Ø price 250 days Ø volume 250 days (pcs.)	- USD (-)
YTD High date	89.4004 USD (2024/05/17)
YTD Low date	70.2497 USD (2024/01/19)
52 Weeks High date	- USD (-)
52 Weeks Low date	- USD (-)

Recent Research

on underlying		on sector	
Date		Headline	Download
2024/07/15		Aktienempfehlungen Global	
2024/07/12		Global Equity Ratings	
2024/06/21		Global Equity Ratings	
2024/06/21		Aktienempfehlungen Global	
2024/06/14		Global Equity Ratings	