

## NETFLIX INC. FUTURE (NTFF) - EUX/202410

2024/08/14 18:36:54

Price  
**667.6755** USDDifference  2.44% (15.92)

## General attributes

Symbol	NTFFV24
Exchange	Eurex
Currency	USD
Security type	Future
Underlying	NETFLIX INC
Maturity	10-2024
Contract size	100

## Market data

Bid (Bid size)	- USD (-)
Ask (Ask size)	- USD (-)
Open	667.6755 USD
High	667.6755 USD
Low	667.6755 USD
Close (prev. day)	651.7521 USD
Underlying	NETFLIX INC
Underlying price (date)	661.68 (24/08/14)
Settlement price (date)	667.68 (24/08/14)
Open Interest	0

## Performance and Risk

	6m	1y	3y
Perf (%)	+12.89%	-	-
Perf (abs.)	+76.23	-	-
Beta	-	-	-
Volatility	26.39	-	-

## Futures and Options

Related Futures	-
Related Options	-













Information about previous performance does not guarantee future performance.  
Source: FactSet

## Price data

Ø price 5 days   Ø volume 5 days (pcs.)	645.5670 USD (0)
Ø price 30 days   Ø volume 30 days (pcs.)	653.2939 USD (0)
Ø price 100 days   Ø volume 100 days (pcs.)	646.4534 USD (0)
Ø price 250 days   Ø volume 250 days (pcs.)	- USD (-)
YTD High   date	708.0561 USD (2024/07/05)
YTD Low   date	491.0085 USD (2024/01/03)
52 Weeks High   date	- USD (-)
52 Weeks Low   date	- USD (-)

## Recent Research

on underlying				on sector				on market			
Date		Headline				Download					
2024/08/12		Global Equity Ratings									
2024/08/12		Aktienempfehlungen Global									
2024/07/24		Global Equity Ratings									
2024/07/24		Aktienempfehlungen Global									
2024/07/15		Aktienempfehlungen Global									

5y