

# FIELMANN AG FUTURE (FIEG) - EUX/202410

2024/09/16 18:46:43

Price  
**46.6573** EUR

Difference  -1.20% (-0.57)

### General attributes

Symbol	FIEGV24
Exchange	Eurex
Currency	EUR
Security type	Future
Underlying	FIELMANN GROUP AG
Maturity	10-2024
Contract size	100

### Market data

Bid (Bid size)	- EUR (-)
Ask (Ask size)	- EUR (-)
Open	46.6573 EUR
High	46.6573 EUR
Low	46.6573 EUR
Close (prev. day)	47.2241 EUR
Underlying	FIELMANN GROUP AG
Underlying price (date)	47.05 (24/09/17)
Settlement price (date)	46.66 (24/09/16)
Open Interest	0

### Performance and Risk

	6m	1y	3y
Perf (%)	+9.81%	-	-
Perf (abs.)	+4.17	-	-
Beta	-	-	-
Volatility	20.74	-	-

### Futures and Options

Related Futures	-
Related Options	-

5y












Information about previous performance does not guarantee future performance.  
Source: FactSet

### Price data

Ø price 5 days   Ø volume 5 days (pcs.)	46.4139 EUR (0)
Ø price 30 days   Ø volume 30 days (pcs.)	42.8625 EUR (0)
Ø price 100 days   Ø volume 100 days (pcs.)	43.4963 EUR (0)
Ø price 250 days   Ø volume 250 days (pcs.)	44.1755 EUR (0)
YTD High   date	49.1434 EUR (2024/01/22)
YTD Low   date	40.2481 EUR (2024/08/08)
52 Weeks High   date	- EUR (-)
52 Weeks Low   date	- EUR (-)

### Recent Research

on sector		on market	
Date		Headline	Download
2024/09/11		Global Equity Ratings	
2024/09/11		Aktienempfehlungen Global	
2024/09/05		Global Equity Ratings	
2024/09/05		Aktienempfehlungen Global	
2024/08/12		Global Equity Ratings	