

FIELMANN AG FUTURE (FIEG) - EUX/202410

2024/05/06 18:29:41

Price
47.6151 EUR

Difference  1.15% (0.54)

General attributes

Symbol	FIEGV24
Exchange	Eurex
Currency	EUR
Security type	Future
Underlying	FIELMANN GROUP AG
Maturity	10-2024
Contract size	100

Market data

Bid (Bid size)	- EUR (-)
Ask (Ask size)	- EUR (-)
Open	47.6151 EUR
High	47.6151 EUR
Low	47.6151 EUR
Close (prev. day)	47.0737 EUR
Underlying	FIELMANN GROUP AG
Underlying price (date)	47.55 (24/05/06)
Settlement price (date)	47.62 (24/05/06)
Open Interest	0

Performance and Risk

	6m	1y	3y
Perf (%)	+15.69%	-	-
Perf (abs.)	+6.46	-	-
Beta	-	-	-
Volatility	25.01	-	-

Futures and Options

Related Futures	-
Related Options	-

5y












Information about previous performance does not guarantee future performance.
Source: FactSet

Price data

Ø price 5 days Ø volume 5 days (pcs.)	46.2459 EUR (0)
Ø price 30 days Ø volume 30 days (pcs.)	42.8578 EUR (0)
Ø price 100 days Ø volume 100 days (pcs.)	45.1566 EUR (0)
Ø price 250 days Ø volume 250 days (pcs.)	- EUR (-)
YTD High date	49.1434 EUR (2024/01/22)
YTD Low date	41.5228 EUR (2024/03/08)
52 Weeks High date	- EUR (-)
52 Weeks Low date	- EUR (-)

Recent Research

on sector		on market	
Date		Headline	Download
2024/04/26		Global Equity Ratings	
2024/04/26		Aktienempfehlungen Global	
2024/04/03		Global Equity Ratings	
2024/04/03		Aktienempfehlungen Global	
2024/03/13		Global Equity Ratings	