

VODAFONE GROUP PLC FUTURE (VODH) - EUX/202410

2024/05/28 18:39:40

Price
71.7251 GBP
 Difference  0.77% (0.55)

General attributes

Symbol	VODHV24
Exchange	Eurex
Currency	GBP
Security type	Future
Underlying	VODAFONE GROUP PLC
Maturity	10-2024
Contract size	1,000

Market data

Bid (Bid size)	- GBP (-)
Ask (Ask size)	- GBP (-)
Open	71.7251 GBP
High	71.7251 GBP
Low	71.7251 GBP
Close (prev. day)	71.1773 GBP
Underlying	VODAFONE GROUP PLC
Underlying price (date)	73.86 (24/05/29)
Settlement price (date)	71.73 (24/05/28)
Open Interest	0

Performance and Risk

	6m	1y	3y
Perf (%)	-0.14%	-	-
Perf (abs.)	-0.10	-	-
Beta	-	-	-
Volatility	28.54	-	-

Futures and Options

Related Futures	-
Related Options	-

5y












Information about previous performance does not guarantee future performance.
 Source: FactSet

Price data

Ø price 5 days Ø volume 5 days (pcs.)	71.8040 GBP (0)
Ø price 30 days Ø volume 30 days (pcs.)	68.6805 GBP (0)
Ø price 100 days Ø volume 100 days (pcs.)	67.7944 GBP (0)
Ø price 250 days Ø volume 250 days (pcs.)	- GBP (-)
YTD High date	75.3387 GBP (2024/05/16)
YTD Low date	63.0436 GBP (2024/02/09)
52 Weeks High date	- GBP (-)
52 Weeks Low date	- GBP (-)

Recent Research

on underlying		on sector	
Date		Headline	Download
2022/12/19		Global Equity Ratings	
2022/12/19		Aktienempfehlungen Global	
2022/11/28		Global Equity Ratings	
2022/11/28		Aktienempfehlungen Global	
2022/11/18		Global Equity Ratings	