

INTEL CORP. FUTURE (INTF) - EUX/202410

2024/07/16 18:50:35

Price
34.5248 USDDifference  -2.32% (-0.82)

General attributes

Symbol	INTFV24
Exchange	Eurex
Currency	USD
Security type	Future
Underlying	INTEL CORP.
Maturity	10-2024
Contract size	100

Market data

Bid (Bid size)	- USD (-)
Ask (Ask size)	- USD (-)
Open	34.5248 USD
High	34.5248 USD
Low	34.5248 USD
Close (prev. day)	35.3463 USD
Underlying	INTEL CORP.
Underlying price (date)	34.315 (24/07/16)
Settlement price (date)	34.52 (24/07/16)
Open Interest	0

Performance and Risk

	6m	1y	3y
Perf (%)	-26.86%	-	-
Perf (abs.)	-12.98	-	-
Beta	-	-	-
Volatility	35.61	-	-

Futures and Options

Related Futures	-
Related Options	-

5y












Information about previous performance does not guarantee future performance.
Source: FactSet

Price data

Ø price 5 days Ø volume 5 days (pcs.)	34.7686 USD (0)
Ø price 30 days Ø volume 30 days (pcs.)	31.9053 USD (0)
Ø price 100 days Ø volume 100 days (pcs.)	36.1959 USD (0)
Ø price 250 days Ø volume 250 days (pcs.)	- USD (-)
YTD High date	51.5743 USD (2024/01/25)
YTD Low date	30.4750 USD (2024/05/08)
52 Weeks High date	- USD (-)
52 Weeks Low date	- USD (-)

Recent Research

on underlying	on sector	on market	
Date		Headline	Download
2024/07/15		Aktienempfehlungen Global	
2024/07/12		Global Equity Ratings	
2024/06/21		Global Equity Ratings	
2024/06/21		Aktienempfehlungen Global	
2024/06/14		Global Equity Ratings	