

ORACLE CORP. FUTURE (ORCF) - EUX/202410

2024/08/01 18:58:48

Price
139.739 USD
Difference  **-0.81% (-1.13)**

General attributes

Symbol	ORCFV24
Exchange	Eurex
Currency	USD
Security type	Future
Underlying	ORACLE CORP
Maturity	10-2024
Contract size	100

Market data

Bid (Bid size)	- USD (-)
Ask (Ask size)	- USD (-)
Open	139.739 USD
High	139.739 USD
Low	139.739 USD
Close (prev. day)	140.8731 USD
Underlying	ORACLE CORP
Underlying price (date)	136.135 (24/08/01)
Settlement price (date)	139.74 (24/08/01)
Open Interest	0

Performance and Risk

	6m	1y	3y
Perf (%)	+21.66%	-	-
Perf (abs.)	+25.08	-	-
Beta	-	-	-
Volatility	32.71	-	-

Futures and Options

Related Futures	-
Related Options	-

5y











Information about previous performance does not guarantee future performance.
 Source: FactSet

Price data

Ø price 5 days Ø volume 5 days (pcs.)	140.177 USD (0)
Ø price 30 days Ø volume 30 days (pcs.)	143.078 USD (0)
Ø price 100 days Ø volume 100 days (pcs.)	130.918 USD (0)
Ø price 250 days Ø volume 250 days (pcs.)	- USD (-)
YTD High date	146.388 USD (2024/07/05)
YTD Low date	105.246 USD (2024/01/03)
52 Weeks High date	- USD (-)
52 Weeks Low date	- USD (-)

Recent Research

on underlying	on sector	on market	
Date		Headline	Download
2024/07/24		Global Equity Ratings	
2024/07/24		Aktienempfehlungen Global	
2024/07/15		Aktienempfehlungen Global	
2024/07/12		Global Equity Ratings	
2024/06/21		Global Equity Ratings	