

# PFIZER INC. FUTURE (PFEF) - EUX/202410

2024/09/17 18:46:09

Price  
**30.0243** USD

Difference  0.18% (0.05)

### General attributes

Symbol	PFEFV24
Exchange	Eurex
Currency	USD
Security type	Future
Underlying	PFIZER INC
Maturity	10-2024
Contract size	100

### Market data

Bid (Bid size)	- USD (-)
Ask (Ask size)	- USD (-)
Open	30.0243 USD
High	30.0243 USD
Low	30.0243 USD
Close (prev. day)	29.9714 USD
Underlying	PFIZER INC
Underlying price (date)	29.83 (24/09/17)
Settlement price (date)	30.02 (24/09/17)
Open Interest	0

### Performance and Risk

	6m	1y	3y
Perf (%)	+6.88%	-	-
Perf (abs.)	+1.93	-	-
Beta	-	-	-
Volatility	23.29	-	-

### Futures and Options

Related Futures	-
Related Options	-












5y

Information about previous performance does not guarantee future performance.  
Source: FactSet

### Price data

Ø price 5 days   Ø volume 5 days (pcs.)	29.6012 USD (0)
Ø price 30 days   Ø volume 30 days (pcs.)	29.1467 USD (0)
Ø price 100 days   Ø volume 100 days (pcs.)	28.8344 USD (0)
Ø price 250 days   Ø volume 250 days (pcs.)	28.8333 USD (0)
YTD High   date	31.3073 USD (2024/07/31)
YTD Low   date	25.2180 USD (2024/04/18)
52 Weeks High   date	- USD (-)
52 Weeks Low   date	- USD (-)

### Recent Research

on underlying		on sector		on market	
Date		Headline		Download	
2024/09/11		Global Equity Ratings			
2024/09/11		Aktienempfehlungen Global			
2024/09/05		Global Equity Ratings			
2024/09/05		Aktienempfehlungen Global			
2024/08/12		Global Equity Ratings		