

PFIZER INC. FUTURE (PFEF) - EUX/202410

2024/07/16 18:50:50

Price
29.3479 USD

Difference  1.54% (0.45)

General attributes

Symbol	PFEFV24
Exchange	Eurex
Currency	USD
Security type	Future
Underlying	PFIZER INC
Maturity	10-2024
Contract size	100

Market data

Bid (Bid size)	- USD (-)
Ask (Ask size)	- USD (-)
Open	29.3479 USD
High	29.3479 USD
Low	29.3479 USD
Close (prev. day)	28.9026 USD
Underlying	PFIZER INC
Underlying price (date)	29.50 (24/07/16)
Settlement price (date)	29.35 (24/07/16)
Open Interest	0

Performance and Risk

	6m	1y	3y
Perf (%)	+1.30%	-	-
Perf (abs.)	+0.37	-	-
Beta	-	-	-
Volatility	25.24	-	-

Futures and Options

Related Futures	-
Related Options	-












Information about previous performance does not guarantee future performance.
Source: FactSet

Price data

Ø price 5 days Ø volume 5 days (pcs.)	28.4354 USD (0)
Ø price 30 days Ø volume 30 days (pcs.)	28.1814 USD (0)
Ø price 100 days Ø volume 100 days (pcs.)	27.6685 USD (0)
Ø price 250 days Ø volume 250 days (pcs.)	- USD (-)
YTD High date	29.8141 USD (2024/01/02)
YTD Low date	25.2180 USD (2024/04/18)
52 Weeks High date	- USD (-)
52 Weeks Low date	- USD (-)

Recent Research

on underlying	on sector	on market	
Date		Headline	Download
2024/07/15		Aktienempfehlungen Global	
2024/07/12		Global Equity Ratings	
2024/06/21		Global Equity Ratings	
2024/06/21		Aktienempfehlungen Global	
2024/06/14		Global Equity Ratings	