

EXXON MOBIL CORP. FUTURE (XOMF) - EUX/202410

2024/07/29 18:35:50

Price
116.3871 USD

Difference  **-0.99% (-1.17)**

General attributes

Symbol	XOMFV24
Exchange	Eurex
Currency	USD
Security type	Future
Underlying	EXXON MOBIL CORPORATION
Maturity	10-2024
Contract size	100

Market data

Bid (Bid size)	- USD (-)
Ask (Ask size)	- USD (-)
Open	116.3871 USD
High	116.3871 USD
Low	116.3871 USD
Close (prev. day)	117.5564 USD
Underlying	EXXON MOBIL CORPORATION
Underlying price (date)	116.10 (24/07/29)
Settlement price (date)	116.39 (24/07/29)
Open Interest	0

Performance and Risk

	6m	1y	3y
Perf (%)	+12.35%	-	-
Perf (abs.)	+12.80	-	-
Beta	-	-	-
Volatility	17.51	-	-

Futures and Options

Related Futures	-
Related Options	-












5y

Information about previous performance does not guarantee future performance.
Source: FactSet

Price data

Ø price 5 days Ø volume 5 days (pcs.)	116.0805 USD (0)
Ø price 30 days Ø volume 30 days (pcs.)	115.0705 USD (0)
Ø price 100 days Ø volume 100 days (pcs.)	116.6066 USD (0)
Ø price 250 days Ø volume 250 days (pcs.)	- USD (-)
YTD High date	123.9440 USD (2024/04/12)
YTD Low date	97.1079 USD (2024/01/22)
52 Weeks High date	- USD (-)
52 Weeks Low date	- USD (-)

Recent Research

on underlying	on sector	on market	
Date		Headline	Download
2024/07/24		Global Equity Ratings	
2024/07/24		Aktienempfehlungen Global	
2024/07/15		Aktienempfehlungen Global	
2024/07/12		Global Equity Ratings	
2024/06/21		Global Equity Ratings	