


EXXON MOBIL CORP. FUTURE (XOMF) - EUX/202410

2024/05/03 18:33:44

Price
116.2128 USD

Difference  **-1.11% (-1.30)**

General attributes

Symbol	XOMFV24
Exchange	Eurex
Currency	USD
Security type	Future
Underlying	EXXON MOBIL CORPORATION
Maturity	10-2024
Contract size	100

Market data

Bid (Bid size)	- USD (-)
Ask (Ask size)	- USD (-)
Open	116.2128 USD
High	116.2128 USD
Low	116.2128 USD
Close (prev. day)	117.5129 USD
Underlying	EXXON MOBIL CORPORATION
Underlying price (date)	116.00 (24/05/03)
Settlement price (date)	116.21 (24/05/03)
Open Interest	0

Performance and Risk

	6m	1y	3y
Perf (%)	+6.33%	-	-
Perf (abs.)	+6.92	-	-
Beta	-	-	-
Volatility	19.72	-	-

Futures and Options

Related Futures	-
Related Options	-












Information about previous performance does not guarantee future performance.
 Source: FactSet

Price data

Ø price 5 days Ø volume 5 days (pcs.)	118.7382 USD (0)
Ø price 30 days Ø volume 30 days (pcs.)	119.8523 USD (0)
Ø price 100 days Ø volume 100 days (pcs.)	108.9556 USD (0)
Ø price 250 days Ø volume 250 days (pcs.)	- USD (-)
YTD High date	123.9440 USD (2024/04/12)
YTD Low date	97.1079 USD (2024/01/22)
52 Weeks High date	- USD (-)
52 Weeks Low date	- USD (-)

Recent Research

on underlying		on sector		on market	
Date		Headline		Download	
2024/04/26		Global Equity Ratings			
2024/04/26		Aktienempfehlungen Global			
2024/04/03		Global Equity Ratings			
2024/04/03		Aktienempfehlungen Global			
2024/03/13		Global Equity Ratings		