

GILEAD SCIENCES INC. FUTURE (GILF) - EUX/202410

2024/08/14 18:36:33

Price
73.9259 USD

Difference  **-0.11% (-0.08)**

General attributes

Symbol	GILFV24
Exchange	Eurex
Currency	USD
Security type	Future
Underlying	GILEAD SCIENCES INC.
Maturity	10-2024
Contract size	100

Market data

Bid (Bid size)	- USD (-)
Ask (Ask size)	- USD (-)
Open	73.9259 USD
High	73.9259 USD
Low	73.9259 USD
Close (prev. day)	74.0096 USD
Underlying	GILEAD SCIENCES INC.
Underlying price (date)	74.14 (24/08/14)
Settlement price (date)	73.93 (24/08/14)
Open Interest	0

Performance and Risk

	6m	1y	3y
Perf (%)	+0.29%	-	-
Perf (abs.)	+0.21	-	-
Beta	-	-	-
Volatility	22.80	-	-

Futures and Options

Related Futures	-
Related Options	-

5y












Information about previous performance does not guarantee future performance.
Source: FactSet

Price data

Ø price 5 days Ø volume 5 days (pcs.)	73.9358 USD (0)
Ø price 30 days Ø volume 30 days (pcs.)	73.0936 USD (0)
Ø price 100 days Ø volume 100 days (pcs.)	69.0047 USD (0)
Ø price 250 days Ø volume 250 days (pcs.)	- USD (-)
YTD High date	88.1587 USD (2024/01/19)
YTD Low date	63.0148 USD (2024/05/31)
52 Weeks High date	- USD (-)
52 Weeks Low date	- USD (-)

Recent Research

on underlying	on sector	on market	
Date		Headline	Download
2024/08/12		Global Equity Ratings	
2024/08/12		Aktienempfehlungen Global	
2024/07/24		Global Equity Ratings	
2024/07/24		Aktienempfehlungen Global	
2024/07/15		Aktienempfehlungen Global	