

UNITEDHEALTH GROUP INC. FUTURE (UNHF) - EUX/202410

2024/05/29 18:46:01

Price
489.5146 USD

Difference  -4.40% (-22.51)

General attributes

Symbol	UNHFV24
Exchange	Eurex
Currency	USD
Security type	Future
Underlying	UNITEDHEALTH GROUP INC.
Maturity	10-2024
Contract size	100

Market data

Bid (Bid size)	- USD (-)
Ask (Ask size)	- USD (-)
Open	489.5146 USD
High	489.5146 USD
Low	489.5146 USD
Close (prev. day)	512.0248 USD
Underlying	UNITEDHEALTH GROUP INC.
Underlying price (date)	484.72 (24/05/29)
Settlement price (date)	489.51 (24/05/29)
Open Interest	0

Performance and Risk

	6m	1y	3y
Perf (%)	-9.17%	-	-
Perf (abs.)	-51.70	-	-
Beta	-	-	-
Volatility	27.69	-	-

Futures and Options

Related Futures	-
Related Options	-

5y












Information about previous performance does not guarantee future performance.
Source: FactSet

Price data

Ø price 5 days Ø volume 5 days (pcs.)	522.0111 USD (0)
Ø price 30 days Ø volume 30 days (pcs.)	510.5969 USD (0)
Ø price 100 days Ø volume 100 days (pcs.)	511.3292 USD (0)
Ø price 250 days Ø volume 250 days (pcs.)	- USD (-)
YTD High date	565.2932 USD (2024/01/04)
YTD Low date	449.1993 USD (2024/04/12)
52 Weeks High date	- USD (-)
52 Weeks Low date	- USD (-)

Recent Research

on underlying	on sector	on market	
Date		Headline	Download
2024/05/29		Global Equity Ratings	
2024/05/29		Aktienempfehlungen Global	
2024/04/26		Global Equity Ratings	
2024/04/26		Aktienempfehlungen Global	
2024/04/03		Global Equity Ratings	