

CISCO SYSTEMS INC. FUTURE (CSCF) - EUX/202410

2024/04/29 18:32:43

Price
48.3454 USD
 Difference  -0.29% (-0.14)

General attributes

Symbol CSCFV24
 Exchange Eurex
 Currency USD
 Security type Future
 Underlying CISCO SYSTEMS INC
 Maturity 10-2024
 Contract size 100

Market data

Bid (Bid size) - USD (-)
 Ask (Ask size) - USD (-)
 Open 48.3454 USD
 High 48.3454 USD
 Low 48.3454 USD
 Close (prev. day) 48.4856 USD
 Underlying CISCO SYSTEMS INC
 Underlying price (date) 47.78 (24/04/29)
 Settlement price (date) 48.35 (24/04/29)
 Open Interest 0

Performance and Risk

	6m	1y	3y
Perf (%)	-9.11%	-	-
Perf (abs.)	-4.84	-	-
Beta	-	-	-
Volatility	24.01	-	-

Futures and Options

Related Futures -
 Related Options -

5y












Information about previous performance does not guarantee future performance.
 Source: FactSet

Price data

Ø price 5 days Ø volume 5 days (pcs.)	48.5416 USD (0)
Ø price 30 days Ø volume 30 days (pcs.)	49.3751 USD (0)
Ø price 100 days Ø volume 100 days (pcs.)	50.1716 USD (0)
Ø price 250 days Ø volume 250 days (pcs.)	- USD (-)
YTD High date	53.2670 USD (2024/01/25)
YTD Low date	48.3454 USD (2024/04/29)
52 Weeks High date	- USD (-)
52 Weeks Low date	- USD (-)

Recent Research

on underlying	on sector	on market	
Date		Headline	Download
2024/04/26		Global Equity Ratings	
2024/04/26		Aktienempfehlungen Global	
2024/04/03		Global Equity Ratings	
2024/04/03		Aktienempfehlungen Global	
2024/03/13		Global Equity Ratings	