

PEPSICO INC. FUTURE (PEPF) - EUX/202410

2024/08/16 19:01:48

Price
172.1807 USD

Difference  **-0.34% (-0.58)**

General attributes

Symbol	PEPFV24
Exchange	Eurex
Currency	USD
Security type	Future
Underlying	PEPSICO INC.
Maturity	10-2024
Contract size	100

Market data

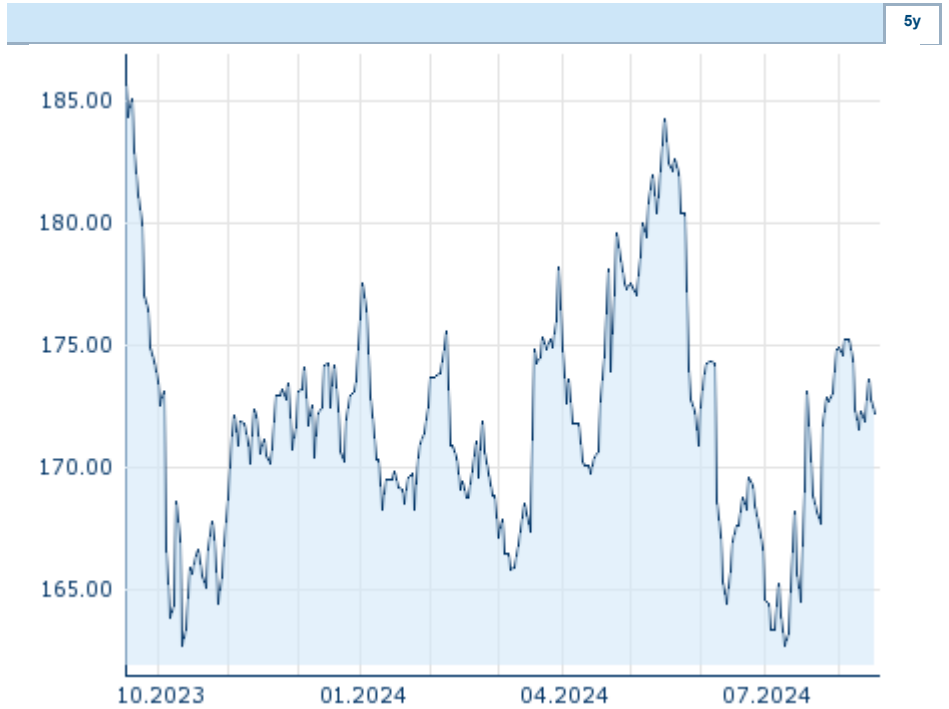
Bid (Bid size)	- USD (-)
Ask (Ask size)	- USD (-)
Open	172.1807 USD
High	172.1807 USD
Low	172.1807 USD
Close (prev. day)	172.7651 USD
Underlying	PEPSICO INC.
Underlying price (date)	172.62 (24/08/16)
Settlement price (date)	172.18 (24/08/16)
Open Interest	0

Performance and Risk

	6m	1y	3y
Perf (%)	+2.03%	-	-
Perf (abs.)	+3.42	-	-
Beta	-	-	-
Volatility	16.56	-	-

Futures and Options

Related Futures	-
Related Options	-












Information about previous performance does not guarantee future performance.
Source: FactSet

Price data

Ø price 5 days Ø volume 5 days (pcs.)	172.5465 USD (0)
Ø price 30 days Ø volume 30 days (pcs.)	170.5643 USD (0)
Ø price 100 days Ø volume 100 days (pcs.)	172.6293 USD (0)
Ø price 250 days Ø volume 250 days (pcs.)	- USD (-)
YTD High date	184.2412 USD (2024/05/17)
YTD Low date	162.7574 USD (2024/07/09)
52 Weeks High date	- USD (-)
52 Weeks Low date	- USD (-)

Recent Research

on underlying	on sector	on market	
Date		Headline	Download
2024/08/12		Global Equity Ratings	
2024/08/12		Aktienempfehlungen Global	
2024/07/24		Global Equity Ratings	
2024/07/24		Aktienempfehlungen Global	
2024/07/15		Aktienempfehlungen Global	