

# PEPSICO INC. FUTURE (PEPF) - EUX/202410

2024/07/16 18:50:50

**Price**  
**164.5015** USD  
**Difference**  **-0.72% (-1.20)**

**General attributes**

Symbol	PEPFV24
Exchange	Eurex
Currency	USD
Security type	Future
Underlying	PEPSICO INC.
Maturity	10-2024
Contract size	100

**Market data**

Bid (Bid size)	- USD (-)
Ask (Ask size)	- USD (-)
Open	164.5015 USD
High	164.5015 USD
Low	164.5015 USD
Close (prev. day)	165.7002 USD
Underlying	PEPSICO INC.
Underlying price (date)	164.20 (24/07/16)
Settlement price (date)	164.50 (24/07/16)
Open Interest	0

**Performance and Risk**

	6m	1y	3y
Perf (%)	-2.23%	-	-
Perf (abs.)	-3.78	-	-
Beta	-	-	-
Volatility	15.60	-	-

**Futures and Options**

Related Futures	-
Related Options	-

5y












Information about previous performance does not guarantee future performance.  
 Source: FactSet

**Price data**

Ø price 5 days   Ø volume 5 days (pcs.)	164.9707 USD (0)
Ø price 30 days   Ø volume 30 days (pcs.)	167.3044 USD (0)
Ø price 100 days   Ø volume 100 days (pcs.)	172.1629 USD (0)
Ø price 250 days   Ø volume 250 days (pcs.)	- USD (-)
YTD High   date	184.2412 USD (2024/05/17)
YTD Low   date	162.7574 USD (2024/07/09)
52 Weeks High   date	- USD (-)
52 Weeks Low   date	- USD (-)

**Recent Research**

on underlying	on sector	on market	
Date		Headline	Download
2024/07/15		Aktienempfehlungen Global	
2024/07/12		Global Equity Ratings	
2024/06/21		Global Equity Ratings	
2024/06/21		Aktienempfehlungen Global	
2024/06/14		Global Equity Ratings	