


PEPSICO INC. FUTURE (PEPF) - EUX/202410

2024/05/14 18:48:21

Price
180.3761 USD
Difference  **-0.87% (-1.58)**

General attributes

Symbol	PEPFV24
Exchange	Eurex
Currency	USD
Security type	Future
Underlying	PEPSICO INC.
Maturity	10-2024
Contract size	100

Market data

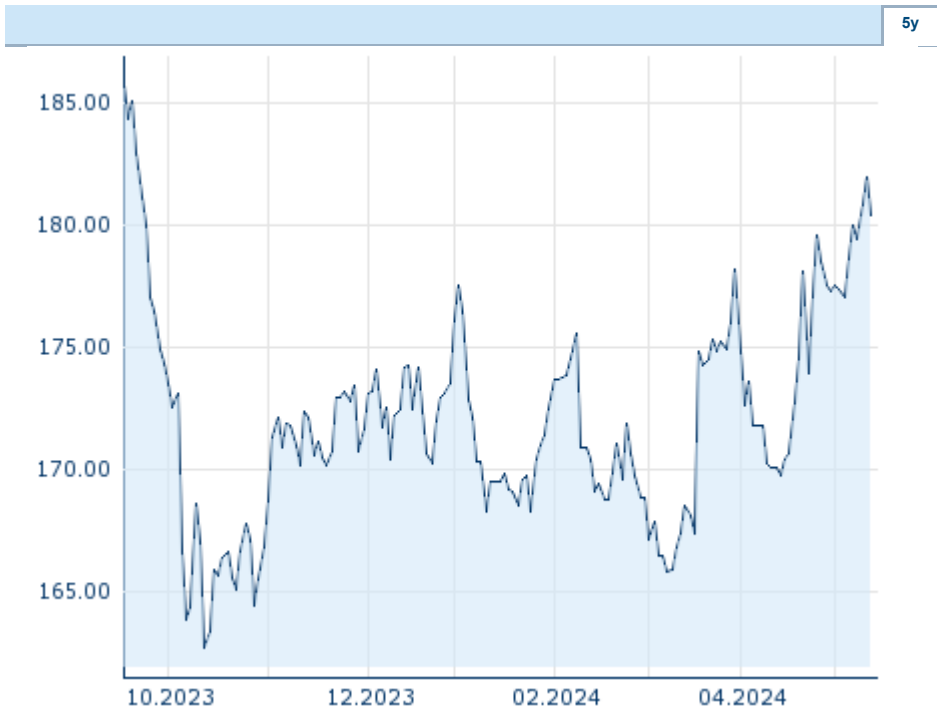
Bid (Bid size)	- USD (-)
Ask (Ask size)	- USD (-)
Open	180.3761 USD
High	180.3761 USD
Low	180.3761 USD
Close (prev. day)	181.953 USD
Underlying	PEPSICO INC.
Underlying price (date)	179.87 (24/05/14)
Settlement price (date)	180.38 (24/05/14)
Open Interest	0

Performance and Risk

	6m	1y	3y
Perf (%)	+4.76%	-	-
Perf (abs.)	+8.20	-	-
Beta	-	-	-
Volatility	14.40	-	-

Futures and Options

Related Futures	-
Related Options	-












Information about previous performance does not guarantee future performance.
 Source: FactSet

Price data

Ø price 5 days Ø volume 5 days (pcs.)	180.5213 USD (0)
Ø price 30 days Ø volume 30 days (pcs.)	175.3514 USD (0)
Ø price 100 days Ø volume 100 days (pcs.)	172.3801 USD (0)
Ø price 250 days Ø volume 250 days (pcs.)	- USD (-)
YTD High date	181.9530 USD (2024/05/13)
YTD Low date	165.8218 USD (2024/03/07)
52 Weeks High date	- USD (-)
52 Weeks Low date	- USD (-)

Recent Research

on underlying	on sector	on market	
Date		Headline	Download
2024/04/26		Global Equity Ratings	
2024/04/26		Aktienempfehlungen Global	
2024/04/03		Global Equity Ratings	
2024/04/03		Aktienempfehlungen Global	
2024/03/13		Global Equity Ratings	