

BP PLC FUTURE (BPF) - EUX/202410

2024/06/14 18:38:42

Price
462.6876 GBP

Difference  -0.01% (-0.07)

General attributes

Symbol	BPFV24
Exchange	Eurex
Currency	GBP
Security type	Future
Underlying	BP PLC
Maturity	10-2024
Contract size	1,000

Market data

Bid (Bid size)	- GBP (-)
Ask (Ask size)	- GBP (-)
Open	462.6876 GBP
High	462.6876 GBP
Low	462.6876 GBP
Close (prev. day)	462.7556 GBP
Underlying	BP PLC
Underlying price (date)	460.00 (24/06/14)
Settlement price (date)	462.69 (24/06/14)
Open Interest	0

Performance and Risk

	6m	1y	3y
Perf (%)	-1.18%	-	-
Perf (abs.)	-5.53	-	-
Beta	-	-	-
Volatility	18.45	-	-

Futures and Options

Related Futures	-
Related Options	-

5y












Information about previous performance does not guarantee future performance.
Source: FactSet

Price data

Ø price 5 days Ø volume 5 days (pcs.)	467.7627 GBP (0)
Ø price 30 days Ø volume 30 days (pcs.)	487.2168 GBP (0)
Ø price 100 days Ø volume 100 days (pcs.)	490.6011 GBP (0)
Ø price 250 days Ø volume 250 days (pcs.)	- GBP (-)
YTD High date	542.1674 GBP (2024/04/12)
YTD Low date	443.8967 GBP (2024/01/18)
52 Weeks High date	- GBP (-)
52 Weeks Low date	- GBP (-)

Recent Research

on underlying		on sector	
Date		Headline	Download
2024/06/14		Global Equity Ratings	
2024/06/14		Aktienempfehlungen Global	
2024/05/29		Global Equity Ratings	
2024/05/29		Aktienempfehlungen Global	
2024/04/26		Global Equity Ratings	