

BP PLC FUTURE (BPF) - EUX/202410

2024/04/30 18:39:02

Price
521.5947 GBP

Difference  **-0.58% (-3.03)**

General attributes

Symbol	BPFV24
Exchange	Eurex
Currency	GBp
Security type	Future
Underlying	BP PLC
Maturity	10-2024
Contract size	1,000

Market data

Bid (Bid size)	- GBp (-)
Ask (Ask size)	- GBp (-)
Open	521.5947 GBp
High	521.5947 GBp
Low	521.5947 GBp
Close (prev. day)	524.6228 GBp
Underlying	BP PLC
Underlying price (date)	520.40 (24/04/30)
Settlement price (date)	521.59 (24/04/30)
Open Interest	0

Performance and Risk

	6m	1y	3y
Perf (%)	-1.75%	-	-
Perf (abs.)	-9.27	-	-
Beta	-	-	-
Volatility	19.64	-	-

Futures and Options

Related Futures	-
Related Options	-

5y












Information about previous performance does not guarantee future performance.
Source: FactSet

Price data

Ø price 5 days Ø volume 5 days (pcs.)	525.6026 GBp (0)
Ø price 30 days Ø volume 30 days (pcs.)	514.8070 GBp (0)
Ø price 100 days Ø volume 100 days (pcs.)	482.0318 GBp (0)
Ø price 250 days Ø volume 250 days (pcs.)	- GBp (-)
YTD High date	542.1674 GBp (2024/04/12)
YTD Low date	443.8967 GBp (2024/01/18)
52 Weeks High date	- GBp (-)
52 Weeks Low date	- GBp (-)

Recent Research

on underlying		on sector	
Date		Headline	Download
2024/04/26		Global Equity Ratings	
2024/04/26		Aktienempfehlungen Global	
2024/04/03		Global Equity Ratings	
2024/04/03		Aktienempfehlungen Global	
2024/03/13		Global Equity Ratings	