

# HOME DEPOT INC., THE FUTURE (HDFV) - EUX/202410

2024/07/15 18:41:12

**Price**  
**363.5955** USD

**Difference**  **-0.30% (-1.11)**

**General attributes**

|               |                      |
|---------------|----------------------|
| Symbol        | HDFV24               |
| Exchange      | Eurex                |
| Currency      | USD                  |
| Security type | Future               |
| Underlying    | HOME DEPOT INC., THE |
| Maturity      | 10-2024              |
| Contract size | 100                  |

**Market data**

|                         |                      |
|-------------------------|----------------------|
| Bid (Bid size)          | - USD (-)            |
| Ask (Ask size)          | - USD (-)            |
| Open                    | 363.5955 USD         |
| High                    | 363.5955 USD         |
| Low                     | 363.5955 USD         |
| Close (prev. day)       | 364.7041 USD         |
| Underlying              | HOME DEPOT INC., THE |
| Underlying price (date) | 365.87 (24/07/16)    |
| Settlement price (date) | 363.60 (24/07/15)    |
| Open Interest           | 0                    |

**Performance and Risk**

|             | 6m     | 1y | 3y |
|-------------|--------|----|----|
| Perf (%)    | +0.17% | -  | -  |
| Perf (abs.) | +0.61  | -  | -  |
| Beta        | -      | -  | -  |
| Volatility  | 21.31  | -  | -  |

**Futures and Options**

|                 |   |
|-----------------|---|
| Related Futures | - |
| Related Options | - |

5y













Information about previous performance does not guarantee future performance.  
 Source: FactSet

**Price data**

|   |                           |
|---|---------------------------|
| Ø price 5 days   Ø volume 5 days (pcs.)     | 352.7764 USD (0)          |
| Ø price 30 days   Ø volume 30 days (pcs.)   | 345.7826 USD (0)          |
| Ø price 100 days   Ø volume 100 days (pcs.) | 356.2047 USD (0)          |
| Ø price 250 days   Ø volume 250 days (pcs.) | - USD (-)                 |
| YTD High   date                             | 403.9950 USD (2024/03/21) |
| YTD Low   date                              | 328.2518 USD (2024/05/29) |
| 52 Weeks High   date                        | - USD (-)                 |
| 52 Weeks Low   date                         | - USD (-)                 |

**Recent Research**

| on underlying | on sector   | on market                 |   |
|---------------|---|---------------------------|---|
| Date          |   | Headline                  | Download  |
| 2024/07/15    |  | Aktienempfehlungen Global |  |
| 2024/07/12    |  | Global Equity Ratings     |  |
| 2024/06/21    |  | Global Equity Ratings     |  |
| 2024/06/21    |  | Aktienempfehlungen Global |  |
| 2024/06/14    |  | Global Equity Ratings     |  |