

ADIDAS AG FUTURE (ADSG) - EUX/202410

2024/09/13 18:34:53

Price
219.3083 EUR

Difference  **-0.01% (-0.02)**

General attributes

Symbol	ADSGV24
Exchange	Eurex
Currency	EUR
Security type	Future
Underlying	ADIDAS AG
Maturity	10-2024
Contract size	100

Market data

Bid (Bid size)	- EUR (-)
Ask (Ask size)	- EUR (-)
Open	219.3083 EUR
High	219.3083 EUR
Low	219.3083 EUR
Close (prev. day)	219.3313 EUR
Underlying	ADIDAS AG
Underlying price (date)	218.40 (24/09/16)
Settlement price (date)	219.31 (24/09/13)
Open Interest	0

Performance and Risk

	6m	1y	3y
Perf (%)	+7.30%	-	-
Perf (abs.)	+14.92	-	-
Beta	-	-	-
Volatility	25.45	-	-

Futures and Options

Related Futures	-
Related Options	-

5y












Information about previous performance does not guarantee future performance.
Source: FactSet

Price data

Ø price 5 days Ø volume 5 days (pcs.)	215.4185 EUR (0)
Ø price 30 days Ø volume 30 days (pcs.)	220.3351 EUR (0)
Ø price 100 days Ø volume 100 days (pcs.)	226.3321 EUR (0)
Ø price 250 days Ø volume 250 days (pcs.)	203.8484 EUR (0)
YTD High date	238.6779 EUR (2024/07/30)
YTD Low date	169.0555 EUR (2024/01/19)
52 Weeks High date	- EUR (-)
52 Weeks Low date	- EUR (-)

Recent Research

on underlying	on sector	on market	
Date		Headline	Download
2024/09/11		Global Equity Ratings	
2024/09/11		Aktienempfehlungen Global	
2024/09/05		Global Equity Ratings	
2024/09/05		Aktienempfehlungen Global	
2024/08/12		Global Equity Ratings	