

ADIDAS AG FUTURE (ADSG) - EUX/202410

2024/09/02 18:39:40

Price
231.1163 EUR

Difference  **-0.89% (-2.08)**

General attributes

Symbol	ADSGV24
Exchange	Eurex
Currency	EUR
Security type	Future
Underlying	ADIDAS AG
Maturity	10-2024
Contract size	100

Market data

Bid (Bid size)	- EUR (-)
Ask (Ask size)	- EUR (-)
Open	231.1163 EUR
High	231.1163 EUR
Low	231.1163 EUR
Close (prev. day)	233.1989 EUR
Underlying	ADIDAS AG
Underlying price (date)	229.70 (24/09/03)
Settlement price (date)	231.12 (24/09/02)
Open Interest	0

Performance and Risk

	6m	1y	3y
Perf (%)	+20.88%	-	-
Perf (abs.)	+39.93	-	-
Beta	-	-	-
Volatility	25.33	-	-

Futures and Options

Related Futures	-
Related Options	-

5y












Information about previous performance does not guarantee future performance.
Source: FactSet

Price data

Ø price 5 days Ø volume 5 days (pcs.)	230.0566 EUR (0)
Ø price 30 days Ø volume 30 days (pcs.)	224.1130 EUR (0)
Ø price 100 days Ø volume 100 days (pcs.)	226.7246 EUR (0)
Ø price 250 days Ø volume 250 days (pcs.)	- EUR (-)
YTD High date	238.6779 EUR (2024/07/30)
YTD Low date	169.0555 EUR (2024/01/19)
52 Weeks High date	- EUR (-)
52 Weeks Low date	- EUR (-)

Recent Research

on underlying	on sector	on market	
Date		Headline	Download
2024/08/12		Global Equity Ratings	
2024/08/12		Aktienempfehlungen Global	
2024/07/24		Global Equity Ratings	
2024/07/24		Aktienempfehlungen Global	
2024/07/15		Aktienempfehlungen Global	