

ADIDAS AG FUTURE (ADSG) - EUX/202410

2024/08/21 18:44:28

Price
218.7279 EURDifference  1.53% (3.30)

General attributes

Symbol	ADSGV24
Exchange	Eurex
Currency	EUR
Security type	Future
Underlying	ADIDAS AG
Maturity	10-2024
Contract size	100

Market data

Bid (Bid size)	- EUR (-)
Ask (Ask size)	- EUR (-)
Open	218.7279 EUR
High	218.7279 EUR
Low	218.7279 EUR
Close (prev. day)	215.4301 EUR
Underlying	ADIDAS AG
Underlying price (date)	217.30 (24/08/22)
Settlement price (date)	218.73 (24/08/21)
Open Interest	0

Performance and Risk

	6m	1y	3y
Perf (%)	+17.82%	-	-
Perf (abs.)	+33.08	-	-
Beta	-	-	-
Volatility	25.23	-	-

Futures and Options

Related Futures	-
Related Options	-

5y












Information about previous performance does not guarantee future performance.
Source: FactSet

Price data

Ø price 5 days Ø volume 5 days (pcs.)	218.2884 EUR (0)
Ø price 30 days Ø volume 30 days (pcs.)	225.7335 EUR (0)
Ø price 100 days Ø volume 100 days (pcs.)	225.0073 EUR (0)
Ø price 250 days Ø volume 250 days (pcs.)	- EUR (-)
YTD High date	238.6779 EUR (2024/07/30)
YTD Low date	169.0555 EUR (2024/01/19)
52 Weeks High date	- EUR (-)
52 Weeks Low date	- EUR (-)

Recent Research

on underlying				on sector				on market			
Date		Headline	Download								
2024/08/12		Global Equity Ratings									
2024/08/12		Aktienempfehlungen Global									
2024/07/24		Global Equity Ratings									
2024/07/24		Aktienempfehlungen Global									
2024/07/15		Aktienempfehlungen Global	